



AGENDA

Asheville Regional Airport Authority Regular Meeting
Friday, February 13, 2009, 8:30 a.m.
Conference Room at Administrative Offices

*** NOTE TO ALL PUBLIC ATTENDEES:**

The public may speak on any item on the agenda. There are request cards located outside the public seating area. These cards must be completed and presented to the Recording Secretary prior to the item being heard. Your comments will be addressed prior to the Board's discussion and you will have 5 minutes to address the Board. Thank you for your attention.

- I. CALL TO ORDER:
- II. APPEARANCES: None
- III. PRESENTATIONS:
 - A. Update on Financial Status of the Airport Authority ([document](#))
 - B. Proposed FY 2009/2010 Budget Presentation ([document](#))
- IV. CONSENT AGENDA:
 - A. Approval of the Asheville Regional Airport Authority January 9, 2009 Regular Meeting Minutes ([document](#))
- V. OLD BUSINESS: None
- VI. NEW BUSINESS:
 - A. Approval of Federal Aviation Administration (FAA) – Airport Improvement Program (AIP) Grant for FY09 ([document](#))
 - B. Approval of the Terminal HVAC Controls Building Automation Capital Improvement Project. ([document](#))
 - C. Approval of Resolution to Request the City of Asheville to Establish Specific Airport Land Use and Zoning Ordinances ([document](#))



VII. DIRECTOR'S REPORT:

- A. Upcoming Budget Workshop/Retreat Meeting
- B. Terminal Renovation and Expansion – Ribbon Cutting
- C. Baggage Make-up System Change Order
- D. Roof Replacement

VIII. INFORMATION SECTION:

(Staff presentations will not be made on these items. Staff will be available to address any questions the Board may have.)

- A. December, 2008 Traffic Report ([document](#))
- B. December, 2008 Monthly Financial Report ([document](#))
- C. February, 2009 Marketing and Public Relations Report ([document](#))
- D. February, 2009 Development/Project Status Report ([document](#))
- E. Airport Facilities Review for Fourth Quarter 2008 ([document](#))
- F. Potential Board Items for the Next Regular Scheduled Meeting:
 - Roadway/Parking Lot Presentation
 - Award of Pre-Conditioned Air/Fixed Ground Power Project
 - Updated and Amended Authority Policies and Procedures
 - Roof Replacement

IX. AUTHORITY MEMBERS' REPORTS:

X. PUBLIC AND TENANTS' COMMENTS:

XI. CLOSED SESSION:

Pursuant to Sections 143-318.11 (a) (3) and (6) of the General Statutes of North Carolina in order to consult with the Authority's Legal Counsel and to consider personnel matters.

XII. ADJOURNMENT.



Respectfully submitted,

David N. Edwards, Jr., A.A.E.
Airport Director

Approved:

David Hillier
Chairman

This agenda of the Asheville Regional Airport Authority is provided as a matter of convenience to the public. It is not the official agenda. Although every effort is made to provide complete and accurate information to this agenda, the Authority does not warrant or guarantee its accuracy or completeness for any purpose. The agenda is subject to change before or at the Board meeting.

Asheville Regional Airport Authority

Financial/Budget Update February 13, 2009

Sensitivity Analysis (August 2008)

	Approved Budget FY 2008/2009	Sensitivity Analysis		
		10% Passenger Reduction	15% Passenger Reduction	20% Passenger Reduction
OPERATING FUND SUMMARY				
<u>Revenues</u>				
Operating	\$ 7,537,858	\$ 6,874,084	\$ 6,699,309	\$ 6,533,615
Investment Income	237,600	223,612	219,879	216,422
Total Operating & Investment Revenues	7,775,458	7,097,696	6,919,188	6,750,037
<u>Expenses</u>				
Operating	6,395,054	6,395,054	6,395,054	6,395,054
Total Operating Expenses	\$ 6,395,054	\$ 6,395,054	\$ 6,395,054	\$ 6,395,054
Net Operating & Investment Income	\$ 1,380,405	\$ 702,642	\$ 524,134	\$ 354,983
FUND BALANCE SUMMARY				
Estimated Cash and Investments for FY	\$ 14,673,574	\$ 13,995,811	\$ 13,817,303	\$ 13,648,152
Less:				
Carry-over Capital Expenditures from Prior FY	6,750,000	6,750,000	6,750,000	6,750,000
Reserve Funds	3,947,527	3,947,527	3,947,527	3,947,527
Capital Improvement Fund	1,694,104	1,694,104	1,694,104	1,694,104
Renewal and Replacement Fund	618,166	618,166	618,166	618,166
Equipment and Small Capital Outlay Fund	323,000	323,000	323,000	323,000
Business Development Fund	300,000	300,000	300,000	300,000
Debt Service Fund	695,574	695,574	695,574	695,574
Estimated Capital Fund Balance	\$ 345,203	\$ (332,560)	\$ (511,068)	\$ (680,219)
Estimated Total Fund Balance Including Reserves	\$ 4,292,730	\$ 3,614,967	\$ 3,436,459	\$ 3,267,308

Interim Target Budget (August 2008)

	Approved Budget FY 2008/2009	Target Budget FY 2008/2009	Comments
OPERATING FUND SUMMARY			
<u>Revenues</u>			
Operating	\$ 7,537,858	\$ 6,699,309	Reflects estimated reduction in revenue for a 15% pax decrease
Investment Income	237,600	250,000	
Total Operating & Investment Revenues	7,775,458	6,949,309	
<u>Expenses</u>			
Operating	6,395,054	6,018,445	Defer expenditures (personnel, porter services, travel, equipment reduction in contingency, etc.)
Total Operating Expenses	\$ 6,395,054	\$ 6,018,445	
Net Operating & Investment Income	\$ 1,380,405	\$ 930,864	
FUND BALANCE SUMMARY			
Estimated Cash and Investments for FY	\$ 14,673,574	\$ 14,224,033	
Less:			
Carry-over Capital Expenditures from Prior FY	6,750,000	6,750,000	
Reserve Funds	3,947,527	3,759,222	
Capital Improvement Fund	1,694,104	1,509,987	Defer ARFF Equipment & Building Automation Projects
Renewal and Replacement Fund	618,166	65,000	Defer Crash Phone and Roof Replacement Projects
Equipment and Small Capital Outlay Fund	323,000	118,000	Defer Boom Arm Mower, Wireless Mesh, and Alt. Energy Vehicle
Business Development Fund	300,000	150,000	Defer Expenditure of Business Development Fund Dollars
Debt Service Fund	695,574	695,574	
Estimated Capital Fund Balance	\$ 345,203	\$ 1,176,250	
Estimated Total Fund Balance Including Reserves	\$ 4,292,730	\$ 4,935,472	

Projected Fund Balance – June 30, 2009 (August 2008)...

	<u>Amount</u>	
Cash and Investments:		
Estimated Balance as of June 30, 2008	\$ 9,717,833	
Estimated State Funding Reimbursements for FY 2009	1,956,567	
Estimated Federal Funding Reimbursements for FY 2009	7,617,666	
Estimated Contributed Capital for FY 2009	930,864	
Estimated PFC Collections for FY 2009	1,000,000	
Estimated CFC Collections for FY 2009	<u>1,000,000</u>	\$ 22,222,930
Reserve Funds:		
Operations and Maintenance Reserve (6 months)	\$ 3,197,527	
Emergency Repair Reserve	<u>750,000</u>	3,947,527
Renewal and Replacement Fund		
Equipment and Small Capital Outlay Fund	\$ 618,166	
Business Development Fund	323,000	
Debt Service Fund (Rental Car Facility)	<u>300,000</u>	1,866,166
	<u>625,000</u>	

Projected Fund Balance – June 30, 2009 (August 2008)...

	<u>Amount</u>	
Planned Projects:		
Security Access & CCTV Project	\$ 266,927	
Land Use Study	60,886	
Guest Service Center	50,000	
Airside Concession Kiosk Upgrade	50,000	
Rental Car Service Lots Project	672,189	
Terminal Renovations Project	3,275,378	
Airport Entrance Road - Design	182,876	
Regional Boarding Ramp Improvements	297,908	
PC Air A & B Gates	361,050	
Bulk Hangar #2 - Million Air	2,414,023	
Public Parking Improvements Phase 1 - Construction	1,485,000	
Airport Entrance Road Phase 1 - Construction	2,275,000	
North General Aviation Development	3,134,873	
Rehab Runway (incl shoulders & lighting) - Design	545,007	15,071,117
		<hr/>
Estimated Remaining Fund Balance		\$ 1,338,120
		<hr/>
Estimated Total Fund Balance Including Reserves		\$ 5,285,647
		<hr/>

Projected Financial Status – June 30, 2009 (August 2008)

✓ Net Operating and Investment Income

✓ Budgeted - \$1,380,405

✓ Projected - \$ 930,864

✓ Fund Balance

✓ Budgeted - \$4,292,730

✓ Projected - \$5,338,593

Sensitivity Analysis (February 2009)

	Sensitivity Analysis				
	Approved Budget FY 2008/2009	3% Passenger Reduction	10% Passenger Reduction	15% Passenger Reduction	20% Passenger Reduction
OPERATING FUND SUMMARY					
Revenues					
Operating	\$ 7,537,858	\$ 7,043,458	\$ 6,874,084	\$ 6,699,309	\$ 6,533,615
Investment Income	237,600	185,000	223,612	219,879	216,422
Total Operating & Investment Revenues	7,775,458	7,228,458	7,097,696	6,919,188	6,750,037
Expenses					
Operating	6,395,054	6,395,054	6,395,054	6,395,054	6,395,054
Total Operating Expenses	\$ 6,395,054	\$ 6,395,054	\$ 6,395,054	\$ 6,395,054	\$ 6,395,054
Net Operating & Investment Income	\$ 1,380,405	\$ 833,404	\$ 702,642	\$ 524,134	\$ 354,983
FUND BALANCE SUMMARY					
Estimated Cash and Investments for FY	\$ 14,673,574	\$ 14,126,573	\$ 13,995,811	\$ 13,817,303	\$ 13,648,152
Less:					
Carry-over Capital Expenditures from Prior FY	6,750,000	6,750,000	6,750,000	6,750,000	6,750,000
Reserve Funds	3,947,527	3,947,527	3,947,527	3,947,527	3,947,527
Capital Improvement Fund	1,694,104	1,694,104	1,694,104	1,694,104	1,694,104
Renewal and Replacement Fund	618,166	618,166	618,166	618,166	618,166
Equipment and Small Capital Outlay Fund	323,000	323,000	323,000	323,000	323,000
Business Development Fund	300,000	300,000	300,000	300,000	300,000
Debt Service Fund	695,574	695,574	695,574	695,574	695,574
Estimated Capital Fund Balance	\$ 345,203	\$ (201,798)	\$ (332,560)	\$ (511,068)	\$ (680,219)
Estimated Total Fund Balance Including Reserves	\$ 4,292,730	\$ 3,745,729	\$ 3,614,967	\$ 3,436,459	\$ 3,267,308

Interim Target Budget (February 2009)

	Approved Budget FY 2008/2009	Target Budget FY 2008/2009	Comments
OPERATING FUND SUMMARY			
Revenues			
Operating	\$ 7,537,858	\$ 7,043,458	Reflects estimated reduction in revenue for a 3% pax decrease
Investment Income	237,600	185,000	
Total Operating & Investment Revenues	<u>7,775,458</u>	<u>7,228,458</u>	
Expenses			
Operating	6,395,054	5,701,458	Defer expenditures (personnel, porter services, travel, equipment reduction in contingency, etc.)
Total Operating Expenses	<u>\$ 6,395,054</u>	<u>\$ 5,701,458</u>	
Net Operating & Investment Income	<u>\$ 1,380,405</u>	<u>\$ 1,527,000</u>	
FUND BALANCE SUMMARY			
Estimated Cash and Investments for FY	\$ 14,673,574	\$ 22,519,066	
Less:			
Carry-over Capital Expenditures from Prior FY	6,750,000	6,750,000	
Reserve Funds	3,947,527	3,600,729	
Capital Improvement Fund	1,694,104	8,321,117	Defer ARFF Equipment
Renewal and Replacement Fund	618,166	543,166	Defer Crash Phone Project
Equipment and Small Capital Outlay Fund	323,000	173,000	Defer Boom Arm Mower
Business Development Fund	300,000	100,000	Defer Expenditure of Business Development Fund Dollars
Debt Service Fund	695,574	625,000	
Estimated Capital Fund Balance	<u>\$ 345,203</u>	<u>\$ 2,406,054</u>	
Estimated Total Fund Balance Including Reserves	<u>\$ 4,292,730</u>	<u>\$ 6,006,783</u>	

Projected Fund Balance – June 30, 2009 (February 2009)...

	Amount	
Cash and Investments:		
Estimated Balance as of June 30, 2008	\$ 9,717,833	
Estimated State Funding Reimbursements for FY 2009	1,956,567	
Estimated Federal Funding Reimbursements for FY 2009	7,617,666	
Estimated Contributed Capital for FY 2009	1,527,000	
Estimated PFC Collections for FY 2009	800,000	
Estimated CFC Collections for FY 2009	<u>900,000</u>	\$ 22,519,066
Reserve Funds:		
Operations and Maintenance Reserve (6 months)	\$ 2,850,729	
Emergency Repair Reserve	<u>750,000</u>	3,600,729
Renewal and Replacement Fund	\$ 543,166	
Equipment and Small Capital Outlay Fund	173,000	
Business Development Fund	100,000	
Debt Service Fund (Rental Car Facility)	<u>625,000</u>	1,441,166

Projected Fund Balance – June 30, 2009 (February 2009)...

	<u>Amount</u>	
Planned Projects:		
Security Access & CCTV Project	\$ 266,927	
Land Use Study	60,886	
Guest Service Center	50,000	
Airside Concession Kiosk Upgrade	50,000	
Rental Car Service Lots Project	672,189	
Terminal Renovations Project	3,275,378	
Airport Entrance Road - Design	182,876	
Regional Boarding Ramp Improvements	297,908	
PC Air A & B Gates	361,050	
Bulk Hangar #2 - Million Air	2,414,023	
Public Parking Improvements Phase 1 - Construction	1,485,000	
Airport Entrance Road Phase 1 - Construction	2,275,000	
North General Aviation Development	3,134,873	
Rehab Runway (incl shoulders & lighting) - Design	545,007	15,071,117
Estimated Remaining Fund Balance		<u>\$ 2,406,054</u>
Estimated Total Fund Balance Including Reserves		<u>\$ 6,006,783</u>

Projected Financial Status – June 30, 2009 (February 2009)

✓ Net Operating and Investment Income

✓ Budgeted - \$1,380,405

✓ Projected (08/08/08) - \$ 930,864

✓ Projected (02/13/09) - \$1,527,000

✓ Fund Balance

✓ Budgeted - \$4,292,730

✓ Projected (08/08/08) - \$5,338,593

✓ Projected (02/13/09) - \$6,006,783

Asheville Regional Airport Authority


Questions?




PROPOSED FY 2009/2010 BUDGET
ASHEVILLE REGIONAL AIRPORT
AUTHORITY BOARD MEETING
FEBRUARY 13, 2009



Agenda




General Statistics



Proposed FY 2009/2010 O&M Budget



Proposed FY 2009/2010 Capital Budget



Proposed FY 2009/2010 Reserve & Exp. Funds



Proposed FY 2009/2010 Supplemental Fees

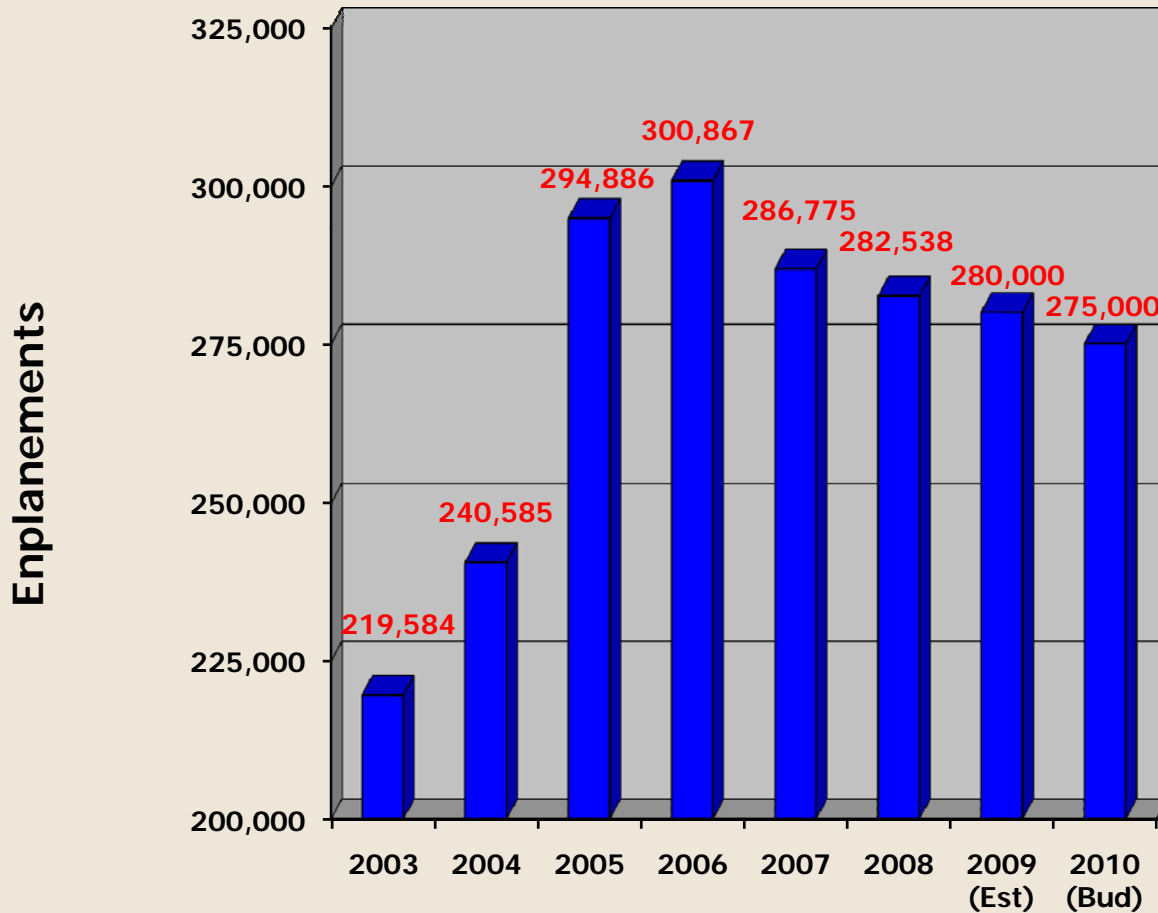


Questions and Comments

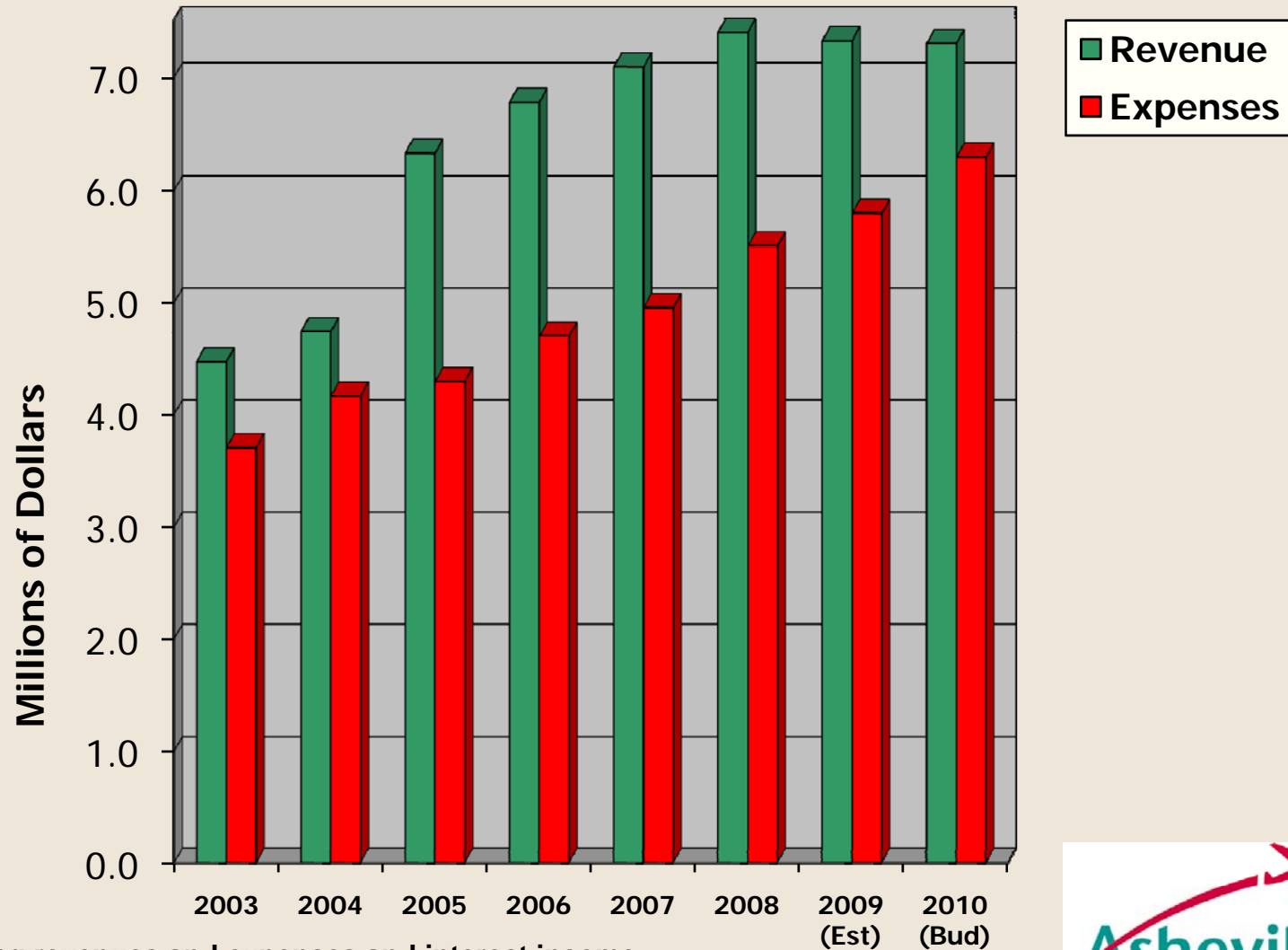


Passenger Traffic Growth

Fiscal Years 2003-2010 Passenger Traffic



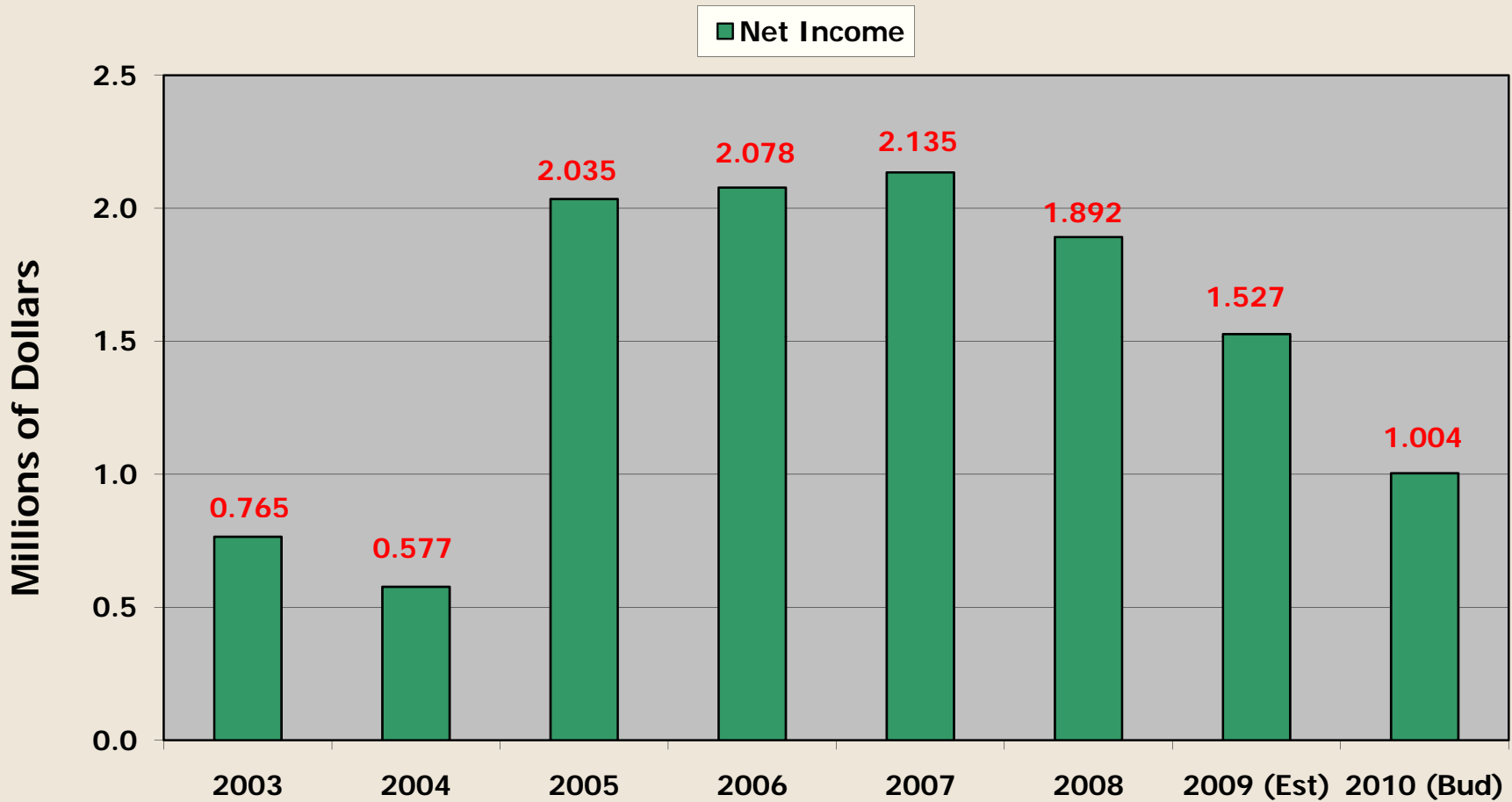
Revenue/Expenses FY 2003 through 2010 (a)



a. Includes operating revenues and expenses and interest income




Net Income FY 2003 through 2010 (a)



a. Includes operating revenues and expenses and interest income





Proposed Budget



Basic O&M Budget Assumptions

- **Passenger Enplanements – 275,000**
- **Commercial Aircraft Operations – 16,000**
- **General Aviation Aircraft Operations – 59,000**
- **Approval of requested identification badge processing fees**
- **Reduction in Airline Cost Per Passenger**
- **Advertising Revenue Increase**
- **New Bulk Hangar Revenue**



Basic O&M Budget Assumptions (cont'd)

- **Guest Services (Ticket and Product Sales)**
- **Guest Services – Increased Brochure Revenues**
- **Elimination of the Skycap/Porter Service Program**
- **No Increases in Existing Supplemental Fees and Charges**
- **Completion of Landmark FBO Facilities**




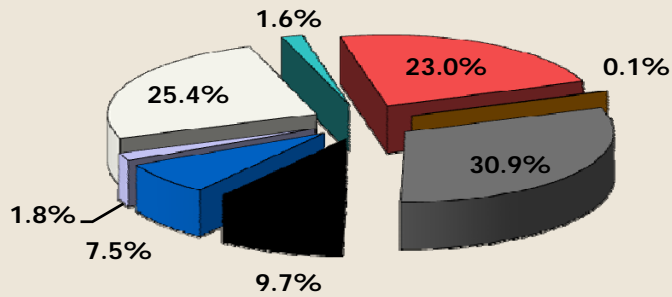
Proposed Budget

	Amount			Percentage
	FY 2008/2009	FY 2009/2010	Difference	Change
OPERATING FUND SUMMARY				
<u>Revenues</u>				
Operating	\$ 7,537,858	\$ 7,136,390	\$ (401,468)	-5.3%
Investment Income	237,600	157,200	(80,400)	-33.8%
Total Operating & Investment Revenues	7,775,458	7,293,590	(481,868)	-6.2%
<u>Expenses</u>				
Operating	6,394,578	6,289,760	(104,818)	-1.6%
Total Operating Expenses	\$ 6,394,578	\$ 6,289,760	\$ (104,818)	-1.6%
Net Operating & Investment Income	\$ 1,380,880	\$ 1,003,830	\$ (377,050)	-27.3%
FUND BALANCE SUMMARY				
Estimated Cash, Investments & Reimbursements for FY 2010	\$ 14,673,574	\$ 20,700,087	\$ 6,026,513	41.1%
Less:				
Carry-over Capital Expenditures from Prior FY	6,750,000	6,625,658	(124,342)	-1.8%
Reserve Funds	3,947,527	3,894,880	(52,647)	-1.3%
Capital Improvement Fund	1,694,104	5,450,068	3,755,964	221.7%
Renewal and Replacement Fund	618,166	142,277	(475,889)	-77.0%
Equipment and Small Capital Outlay Fund	323,000	104,440	(218,560)	-67.7%
Business Development Fund	300,000	300,000	-	0.0%
Debt Service Fund	695,574	626,823	(68,751)	-9.9%
Estimated Capital Fund Balance	\$ 345,203	\$ 3,555,941	\$ 3,210,738	930.1%
Estimated Total Fund Balance Including Reserves	\$ 4,292,730	\$ 7,450,821	3,158,091	73.6%


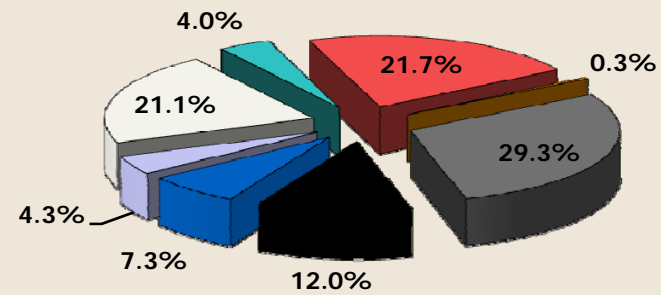


Sources of Revenue

FY 2009

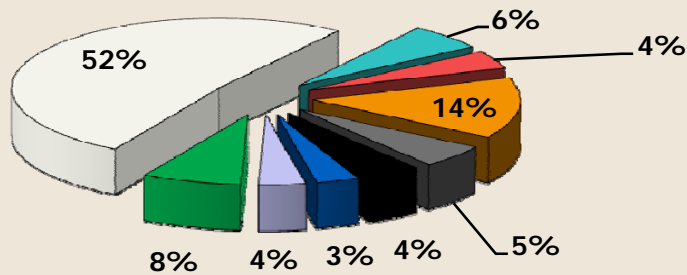


FY 2010

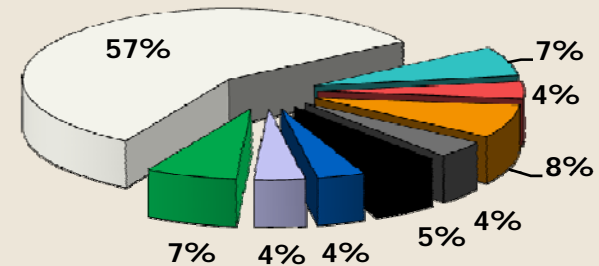


Operating Expenses by Category

FY 2009



FY 2010



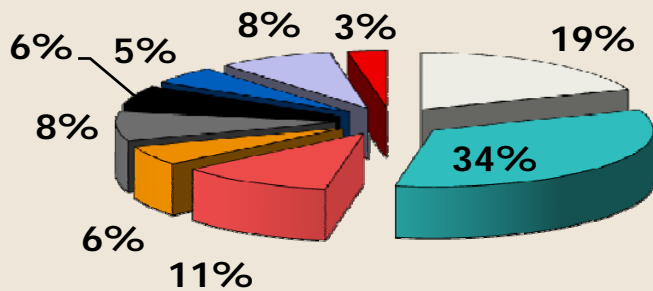
- Salaries & Benefits
- Professional Services
- Maintenance & Repair
- Insurance
- Other/Contingency
- Utilities
- Contractual Services
- Supplies
- Promotional Activities

- Salaries & Benefits
- Professional Services
- Maintenance & Repair
- Insurance
- Other/Contingency
- Utilities
- Contractual Services
- Supplies
- Promotional Activities



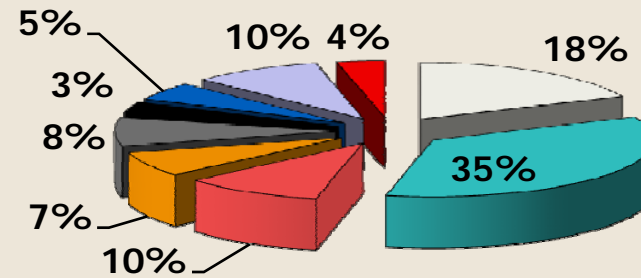
Operating Expenses By Department

FY 2009




- Public Safety
- Operations & Maintenance
- Executive
- Information Technology
- Marketing and Public Affairs
- Guest Services
- Finance
- Administration
- Development

FY 2010



- Public Safety
- Operations & Maintenance
- Executive
- Information Technology
- Marketing and Public Affairs
- Guest Services
- Finance
- Administration
- Development





Proposed Capital Budget



Proposed Capital Budget

Capital Improvements (1)

Runway Rehab - Construction Phase (2)

\$ 5,450,068

Total Capital Improvements

5,450,068

-
1. Does not include any potential stimulus projects.
 2. Future PFCs.



Proposed Capital Budget (cont'd)

Equipment and Small Capital Outlay

Document Imaging/Email Archive	40,000
Point of Sale - Guest Services	8,000
Sharepoint/Business Portal	28,440
Access Control System Addition	28,000
Total Equipment and Small Capital Outlay	104,440



Proposed Capital Budget (cont'd)

Renewal and Replacement

Vehicle Replacements	67,277
3 Channel Trunking Radio Net	55,000
Digital In Car Camera Upgrades	20,000
Total Renewal and Replacement	142,277



Proposed Capital Budget (cont'd)

Business Development/Agreement Obligations

Air Service/Business Incentives/True-ups	300,000
Total Business Development	300,000

Debt Service


Debt Service - Rental Car Facility/Hangar	626,823
Total Debt Service	626,823
Total	\$ 6,623,608

Note: All projects/purchases over \$50,000 will be presented to the Authority Board for final approval before implementation unless otherwise authorized by the Authority Board.



Capital Program Funding Sources

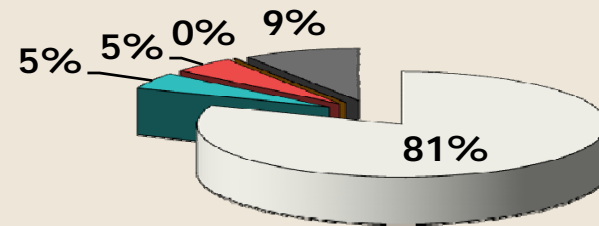
FY 2009



□ Federal ■ State ■ PFC ■ CFC ■ Authority

Authority's Contribution - \$1,425,283

FY 2010



□ Federal ■ State ■ PFC ■ CFC ■ Authority

Authority's Contribution - \$546,717



Carry-Over Capital Projects

Project	AMOUNT BUDGETED	ESTIMATED TO SPEND THROUGH 6/30/2009	ESTIMATED BALANCE TO CARRY
¹ Runway Rehab Project	545,007	186,633	358,374
² Aircraft Lavatory Project	240,700	40,000	200,700
³ PC Air Project	361,050	180,525	180,525
⁴ Fixed Ground Power Project	120,000	60,000	60,000
⁵ Landside Roadway/Parking Improvements	5,025,000	410,000	4,615,000
⁶ Art Program FF&E	27,175	16,116	11,059
⁷ North General Aviation Expansion Project	3,700,000	2,500,000	1,200,000
TOTAL CARRY-OVER TO FY-2009	10,018,932	3,393,274	6,625,658

¹ This project is funded with a combination of AIP entitlements and PFC Funding.

² This project is funded with PFC Funding.

³ This project is funded with PFC Funding.


⁴ This project is funded with PFC Funding.

⁵ This project is funded with a combination of AIP entitlements, state funds, and ARAA capital.

⁶ This project is funded with ARAA capital.

⁷ This project is funded with a combination of state funds and ARAA capital.





Reserve & Expenditure Funds



Operations & Maintenance Reserve

- **Description and Justification**
 - Established to cover fluctuations in cash flow and provide quick access to additional operational cash.
- **Equivalent to 6 months of budget FY 2009/2010 operations and maintenance expense.**
 - \$3,144,880 for FY 2009/2010



Emergency Repair Reserve

- **Description and Justification**
 - Fund emergency/unanticipated repairs and replacements to property, plant and equipment.
 - \$750,000 for FY 2009/2010




Fund Balance

- Description and Justification**

- The Fund Balance is the unrestricted dollar amount remaining after consideration of cash and investments, grants, PFCs, CFCs less reserve funds, the capital improvement fund, the renewal and replacement fund, the equipment and capital outlay fund, the business development fund and debt service fund.

	<u>Amount</u>	
Cash and Investments (Estimated):		
Balance as of June 30, 2009	\$ 6,006,783	
Carry-Over Funds from FY 2009	6,625,658	
State Funding Reimbursements	136,252	
Federal Funding Reimbursements	5,177,564	
Contributed Capital for FY 2010	1,003,830	
PFC Collections for FY 2010	850,000	
CFC Collections for FY 2010	<u>900,000</u>	\$ 20,700,087
Reserve Funds:		
Operations and Maintenance Reserve (6 months)	\$ 3,144,880	
Emergency/Unanticipated Repair Reserve	<u>750,000</u>	3,894,880
Renewal and Replacement Fund	\$ 142,277	
Equipment and Small Capital Outlay Fund	104,440	
Business Development Fund	300,000	
Debt Service Fund (Rental Car Facility)	<u>626,823</u>	




Fund Balance (cont'd)

Approved/Awarded Projects:

Landside Roadway/Parking Improvements	\$ 4,615,000	
Runway Rehab - Design	358,374	
Fixed Ground Power Project	60,000	
North General Aviation Development	1,200,000	
PC Air A & B Gates	180,525	
Runway Rehab - Construction Phase	5,450,068	
Art Program FF&E	11,059	
LAV Cart Facility	200,700	\$ 12,075,726
Estimated Remaining Fund Balance		\$ 3,555,941
Estimated Total Fund Balance Including Reserves		\$ 7,450,821





Supplemental Fees



Proposed FY 2009/2010 Fees

	FY 2008/2009 Current Fees		FY 2009/2010 Proposed Fees	
	Cost	Per	Cost	Per
<u>Maintenance</u>				
Scissor Lift	\$ 100.00	use	\$ 100.00	use
ADA Ramp Rental	\$ 100.00	use	\$ 100.00	use
Air Stair Rental	\$ 100.00	use	\$ 100.00	use
Volvo Wheel Loader	\$ 100.00	use	\$ 100.00	use
Fork-lift	\$ 100.00	use	\$ 100.00	use
Tenant Sweeper	\$ 100.00	hour	\$ 100.00	hour
Service Truck	\$ 50.00	hour	\$ 50.00	hour
Backhoe	\$ 100.00	hour	\$ 100.00	hour
Lighted X	\$ 200.00	day	\$ 200.00	day
Light Tower	\$ 150.00	day	\$ 150.00	day
Paint Stripper	\$ 100.00	hour	\$ 100.00	hour
Large Aircraft Removal Dolly	\$ 200.00	day	\$ 200.00	day
Small Aircraft Removal Dolly	\$ 100.00	day	\$ 100.00	day
Aircraft Jack	\$ 75.00	use	\$ 75.00	use
Cores	\$ 30.00	each	\$ 30.00	each
Keys	\$ 5.00	each	\$ 5.00	each
Maintenance Labor Rate 1/	\$ 40.00	hour	\$ 40.00	hour
<u>Department of Public Safety</u>				
ARFF Apparatus for 1500 gal. or greater	\$ 250.00	hour	\$ 250.00	hour
ARFF Apparatus for less than 1500 gal.	\$ 150.00	hour	\$ 150.00	hour
Command, Police, and Ops support vehicles	\$ 100.00	hour	\$ 100.00	hour
Aircraft recover dolly	\$ 150.00	day	\$ 150.00	day
Maintenance Labor Rate 1/	\$ 40.00	hour	\$ 40.00	hour
Mutual Aid Agencies collected on their behalf		as incurred		as incurred
Replacement charges for AVL equipment/supplies		as incurred		as incurred

1/ Minimum of 3 hours charged after regular business hours.



Proposed FY 2009/2010 Fees (cont'd)

<u>Identification Badge Fees and Charges</u>	FY 2008/2009 Current Fees		FY 2009/2010 Proposed Fees	
	Cost	Per	Cost	Per
Initial Badge Issuance				
SIDA Badge (1)	\$	32.00	\$	52.00
Non-SIDA Badge (2)	\$	-	\$	20.00
Renewal of Badge				
SIDA Badge (2)	\$	-	\$	20.00
Non-SIDA Badge (2)	\$	-	\$	20.00
Lost Badge Replacement				
SIDA Badge (3)	\$	-	\$	30.00
Non-SIDA Badge (3)	\$	-	\$	30.00
Other Fees				
Finger Print Background Check Only	\$	32.00	\$	42.00
Finger Print Background Check Only	\$	-	\$	10.00

Notes:

1. Includes \$32.00 finger print background check, \$10.00 processing fee, and a \$10.00 media fee.
 2. Includes \$10.00 processing fee and a \$10 Media Fee.
 3. Includes \$10.00 processing fee, \$10 Media Fee, and a \$10.00 penalty fee.
- * Any individual with an ID Badge/access card will granted a replacement card at no charge through June 30, 2009.



Proposed FY 2009/2010 Fees (cont'd)

	FY 2008/2009 Current Fees		FY 2009/2010 Proposed Fees	
	Cost	Per	Cost	Per
<u>Parking</u>				
Long term	\$ 1.00	0 - 1 hour	\$ 1.00	0 - 1 hour
	\$ 1.00	each add'l hour	\$ 1.00	each add'l hour
	\$ 7.00	day	\$ 7.00	day
Short term	\$ -	0 - 20 mins	\$ -	0 - 20 mins
	\$ 1.50	20 - 40 mins	\$ 1.50	20 - 40 mins
	\$ 2.00	40 - 60 mins	\$ 2.00	40 - 60 mins
	\$ 2.75	60 - 80 mins	\$ 2.75	60 - 80 mins
	\$ 0.50	add every 20 mins	\$ 0.50	add every 20 mins
	\$ 12.00	day	\$ 12.00	day
Employee Parking Rate	\$ 40.00	annual	\$ 40.00	annual
Commuter Parking Rate	\$ 240.00	annual	\$ 240.00	annual
Fines	up to \$1,000	day	up to \$1,000	day
<u>Ground Transportation</u>				
Airport Ground Transportation Permit	\$ 150.00	annual	\$ 150.00	annual
Off-Airport Rental Car Fee	7.50%	of gross revenue	7.50%	of gross revenue



Proposed FY 2009/2010 Fees (cont'd)

	FY 2008/2009 Current Fees		FY 2009/2010 Proposed Fees			
	Cost	Per	Cost	Per		
<u>Fuel Flowage Fees</u>						
General Aviation Fuel	\$	0.05	per gallon*	\$	0.05	per gallon*
<u>Specialized Aeronautical Service Operators</u>						
Aircraft Sales	\$	-	of gross sales	\$	-	of gross sales
Aircraft Airfram, Engine, and Accessor Maint	\$	-	of gross revenues	\$	-	of gross revenues
Aircraft Rental	\$	-	of gross revenues	\$	-	of gross revenues
Flight Training	\$	-	of gross revenues	\$	-	of gross revenues
Avionics, Instrument, Propeller Repair	\$	-	of gross revenues	\$	-	of gross revenues
Aircraft Charter and Air Taxi Ops	\$	-	of gross revenues	\$	-	of gross revenues

All other FBO/SASO Fees established by negotiated operating agreement.

*Fuel Flowage Fee is not currently applicable to Million Air

Note: Belle Aircraft Maintenance remits 2% of gross revenues under their space/use permit.



Thank You!



February 13, 2009

BUDGET MESSAGE

To: Members of the Asheville Regional Airport Authority

From: David N. Edwards, Jr, A.A.E., Airport Director

The attached budget for the year beginning July 1, 2009 and ending June 30, 2010 has been prepared with special consideration given to the safeguarding of the Asheville Regional Airport Authority's assets and the reliability of the Authority's financial records, while maintaining the flexibility to allow the airport staff the tools to provide outstanding service to our passengers and tenants and the general public.

We are custodians of public funds and public funds should not be convenient to spend. With this in mind every employee will follow the requirements of the Authority's Policies and Procedures and the approved budget when purchasing goods and services.

The intended goals of the operations set forth in the attached budget are to continue the excellent safety record at the Asheville Regional Airport and to provide the best facilities possible to enhance the growth of the Airport and to thereby benefit the entire area served by the Airport.

The following narrative contains brief explanations and insights related to the preparation of this budget:

ASSUMPTIONS

Due to the current aviation industry and economic conditions, this budget follows an approach that estimates revenues and expenses at actual anticipated levels, which shows a decrease of both revenues and expenses over the current fiscal budget. The O&M expenses and Capital related expenses have been reduced in anticipation of the projected annual revenues. Revenues are budgeted down at an estimated 6.2% over the revenue budgeted for this year. In an effort to reduce airline costs and attract new air service, the revenue budget has incorporated an estimated revenue of \$5.86 per enplanement, down from the current approximate \$6.50. No increase of Supplemental Fees and Charges were incorporated.

Passenger reductions have been projected at approximately seven and a half percent (7.5%) for the fiscal year from a budget assumption perspective. Staff will be recalculating rates and charges once the final budget is adopted.

OPERATING REVENUE

Investment Income:

Due to the down turn in the financial markets, Investment Income is budgeted at approximately 33% below current year. Current investments are earning approximately less than 1.5%.

Space Rent-Non Airline:

All line items listed are at the lease rates in effect for the new Fiscal Year.

Space Rent-Airline:

Airline Rates and Charges are estimated to remain relatively stable in FY 2009/2010 but will incorporate a decrease to account for the planned reduction of per enplanement costs.

Concessions:

This budget assumes that the Authority will receive income in accordance with the minimum annual guarantees ("MAG") provided in the food and beverage agreement with MSE Branded Foods. A newly executed agreement for Terminal Advertising will increase revenues. The other line items are based on current agreements and/or historical average. Guest Services will provide additional revenue by taking over the brochure operation and selling attraction tickets and AVL apparel.

Auto Parking:

Public Parking is calculated based on historical trends.

Rental Car-Car Rentals:

Rental car revenues are based on the individual company's MAG and is calculated from the current agreement.

Rental Car-Facility Rent:

The budget estimate is based on the agreement in force and includes new revenue from the Rental Car Service Facility.

Commercial Ground Transportation:

The revenues from Ground Transportation Fees are based on historical data and include the rate increase approved last year. Employee and Commuter parking rates are projected based on historical data and are not increasing this budget cycle.

Landing Fees:

The Airline Rates and Charges estimated for the FY 2009/2010 budget year are projected to decrease in order to bring the airline operating costs down by a \$0.64 per enplaned passenger. Landing Fees are charged based on 1,000 pounds of airlines gross landed weight.

FBOs:

The percentage fee income for Odyssey Aviation (Million Air) is based on the latest historical data taking into account the decline in general aviation activity. Hangar Management Fees are based on staff estimates for the t-hangars and bulk hangars managed by Odyssey Aviation. Landmark Aviation (Encore) will also come online fulltime and revenue projections have been estimated from the contractual agreement.

Building Leases:

All estimates are backed by current leases in place.

Land Leases:

All estimates are backed by current leases, or set rates, in force.

Other Leases/Fees:

Security Fees are backed by agreements in force. With new TSA security directives, a proposed charge has been estimated for security badges and other security media. Charges are detailed in the Supplemental Fee section. Other items are estimates based on historical data.

OPERATING EXPENSES**Personnel Services:**

This estimate is based on actual current salaries, including estimated longevity bonus, plus a modest inflation factor. Overtime was estimated separately by Department Heads with historical data considered. Allocated Benefits are computed at 50.0 percent for the Department of Public Safety and 42.0 percent in all other departments.

Professional Services:

Professional services have been reduced to reflect the reduction in revenues. Appraisals, General Consultant and Legal Fees are estimated using historical data and certain projected events. Other Professional Services included are computed using known events and skills and experience of the Department Heads.

Accounting and Auditing:

This estimate includes the Authority's independent auditor.

Other Contractual Services:

This estimate includes the cost of maintenance agreements, uniform cleaning services and other contractual services. These numbers are backed by agreements and historical data.

Travel and Training:

The reduced estimate for required employee training/certification and various educational conferences has been prepared by each Department Head using known facts and historical information.

Communications and Freight:

The Telecommunications portion of this O&M Expense category was increased to cover inflation and the implantation of new systems over the past year. Postage and Express Mail were consolidated from each department to the Administration Department for more accurate control purposes. Increases in this category reflect anticipated postage increases and fuel surcharges.

Utility Services:

This estimate is based on the latest historical data.

Rents and Leases:

This estimate is consistent with the previous year's budget.

Insurance:

Insurance premiums are expected to be flat this fiscal year. To more accurately account for costs, workers compensation has been broken out separately and increased to anticipate the increase in the current fiscal year personnel figures.

Repairs and Maintenance:

This line item, the timing and amount of which is always difficult to predict, has been estimated by the Director of Operations and other department heads to account for repairs and maintenance anticipated for FY 2009/2010. The total amount is expected to increase slightly to account for increases in maintenance costs and vehicle maintenance.

Printing and Binding:

This estimate includes re-print of Airport brochure, banners, quarterly news letter, TSA Travel Trip brochure, corporate sales post cards, ground transportation cards, and other promotional materials.

Promotional Activities:

These activities represent media, chamber, and other community sponsorship advertising.

Other Current Charges and Obligation:

This estimate is based on historical data.

Office Supplies:

This estimate is prepared based on known events and historical data. This item has also been consolidated within the Administration Department's budget for more accurate accountability.

Operating Supplies:

This estimate is prepared by each Department Head based on known events and historical data.

Books, Pub., Subscriptions, Memberships:

This estimate is prepared by each Department Head using historical data and known events and facts.

Contingency:

This is an estimate to cover any unknown expense. The amount is determined by the Airport Director and has been reduced to \$75,000 from \$100,000 for FY 2009/20010.

CAPITAL BUDGET

The Capital Budget items were generated by the Department Heads and include those capital improvement projects in the approved five year capital program for FY 2009/20010. There are two vehicles budgeted for the new Fiscal Year one for the OPS Department as well as one for DPS. Explanations and justifications for all the capital projects are included on the Capital Budget Request sheets.

Any capital project or professional service in excess of \$50,000 will be subject to final approval by the Board prior to project initiation, in accordance with the Authority's Policies and Procedures Manual, unless the Board modifies its approval process.

The amount carried forward from Fiscal Year 2009 includes the Runway Rehab Project, an Aircraft Lavatory Disposal Project, PC Air and Fixed Ground Power Project, the North General Aviation Expansion Project, Landside Roadway Access Improvement Project, as well as Art Program FF & E, which will not be completed in FY 2008/2009.

The Debt Service Fund allowance is to support debt service for the Rental Car Maintenance and Storage Facility.

ASHEVILLE REGIONAL AIRPORT AUTHORITY
2009-2010
BUDGET ORDINANCE

BE IT ORDAINED by the Asheville Regional Airport Authority that, pursuant to Section 159-13 of the General Statutes of North Carolina, the 2009-2010 Budget Ordinance of the Airport Authority is hereby set forth as follows:

Section 1. The following amounts are hereby appropriated for the operation of the Asheville Regional Airport for the fiscal year beginning July 1, 2009 and ending June 30, 2010 in accordance with the following schedules:

EXPENDITURES

Administration	\$ 1,544,428
Terminal	2,643,374
Airfield	1,245,283
General Aviation	423,728
Parking Lot/Roadway	223,852
Other	209,097
Carry-over Capital Expenditures from Prior FY	6,625,658
Other Reserve Funds	3,894,880
Capital Improvement Fund	5,450,068
Renewal and Replacement Fund	142,277
Equipment and Small Capital Outlay Fund	104,440
Business Development Fund	300,000
Debt Service Fund	626,823
Total Expenditures	<u><u>\$23,433,905</u></u>

Section 2. It is estimated that the following revenues will be available for the fiscal year beginning July 1, 2009 and ending June 30, 2010.

REVENUES

Administration (Interest Income)	\$ 157,200
Terminal	3,154,910
Airfield	812,650
General Aviation	873,790
Parking Lot/Roadway	2,154,100
Other	140,940
FY 08/09 Capital Carry-Over Funds	6,625,658
FY 09/10 PFCs	850,000
FY 09/10 CFCs	900,000
Federal Grants FY 09/10	5,177,564
NCDOT Grants FY 09/10	136,252
Transfer from ARAA Cash/Investments	2,450,841
Total Revenues	<u><u>\$23,433,905</u></u>

Section 3. This Budget Ordinance shall be entered in the minutes of the Asheville Regional Airport Authority and within five (5) days after its adoption copies shall be filed with the Finance Officer, the Budget Officer and the Secretary of the Asheville Regional Airport Authority, who, for the purposes of this ordinance, is designated as the Clerk to the Asheville Regional Airport Authority as described in G.S. 159-13.

Section 4. This ordinance shall become effective on July 1, 2009

Adopted this ____ day of _____, 2009.

Dave Hillier, Chairman

Attested by:

Charles W. McGrady
Secretary-Treasurer

**ASHEVILLE REGIONAL AIRPORT AUTHORITY
FY 2009/2010 ANNUAL BUDGET**

	Amount		Difference	Percentage Change
	FY 2008/2009	FY 2009/2010		
OPERATING FUND SUMMARY				
<u>Revenues</u>				
Operating	\$ 7,537,858	\$ 7,136,390	\$ (401,468)	-5.3%
Investment Income	237,600	157,200	(80,400)	-33.8%
Total Operating & Investment Revenues	7,775,458	7,293,590	(481,868)	-6.2%
<u>Expenses</u>				
Operating	6,394,578	6,289,760	(104,818)	-1.6%
Total Operating Expenses	\$ 6,394,578	\$ 6,289,760	\$ (104,818)	-1.6%
Net Operating & Investment Income	\$ 1,380,880	\$ 1,003,830	\$ (377,050)	-27.3%
FUND BALANCE SUMMARY				
Estimated Cash, Investments & Reimbursements for FY 2010	\$ 14,673,574	\$ 20,700,087	\$ 6,026,513	41.1%
Less:				
Carry-over Capital Expenditures from Prior FY	6,750,000	6,625,658	(124,342)	-1.8%
Reserve Funds	3,947,527	3,894,880	(52,647)	-1.3%
Capital Improvement Fund	1,694,104	5,450,068	3,755,964	221.7%
Renewal and Replacement Fund	618,166	142,277	(475,889)	-77.0%
Equipment and Small Capital Outlay Fund	323,000	104,440	(218,560)	-67.7%
Business Development Fund	300,000	300,000	-	0.0%
Debt Service Fund	695,574	626,823	(68,751)	-9.9%
Estimated Capital Fund Balance	\$ 345,203	\$ 3,555,941	\$ 3,210,738	930.1%
Estimated Total Fund Balance Including Reserves	\$ 4,292,730	\$ 7,450,821	3,158,091	73.6%

ASHEVILLE REGIONAL AIRPORT AUTHORITY
REVENUE BUDGET ANALYSIS FOR FISCAL YEAR 2009/2010

Revenue Sources	-----Historical, Actual Revenue-----			-----FY 2008-09-----		Proposed Budget Fiscal Year 2009-2010	Difference Full Year 09 To Budget 2008-09	
	Fiscal Year 2005-06	Fiscal Year 2006-07	Fiscal Year 2007-2008	Budget	FYTD Actual Revenue 11/30/08			Projection to Fiscal Year 5
Investment Income								
Interest Income	\$ 510,822	\$ 644,521	\$ 492,503	\$ 240,000	79,796	191,500	157,200	(34,300)
Custodial Fee/Credit Card Processing Fees	-	-	-	(2,400)	-	(5,500)	-	5,500
Total Investment Income	510,822	644,521	492,503	237,600	79,796	186,000	157,200	(28,800)
Terminal Space Rentals - Non-Airline								
FAA Tower Rent	99,300	100,626	102,313	102,300	42,944	103,100	108,500	5,400
FAA Facilities Rent	54,600	54,820	40,299	-	-	-	-	-
TSA Space	78,541	79,540	78,541	78,500	32,726	78,500	71,250	(7,250)
Hertz (1st level office)	-	6,598	2,793	6,700	1,117	-	-	-
G2 Secure (formerly Globe Security)	4,380	6,380	3,723	-	-	2,628	-	(2,628)
Airport Info. Center	17,975	2,336	683	-	-	-	-	-
Federal Express	-	-	80	100	32	100	100	-
UPS	-	-	-	-	-	-	-	-
Total Terminal Space Rentals - Non-Airline	254,796	250,300	228,431	187,600	76,818	184,328	179,850	(4,478)
Terminal Space Rentals - Airline								
Passenger Facility/Services Charges	440,173	-	444,858	497,660	254,763	611,400	692,140	80,740
Voice/Data/PA Systems	-	-	-	360	-	13,109	13,100	(9)
Loading Bridge Fees (includes FGP & PC Air)	30,079	34,115	32,447	30,000	19,902	32,900	109,500	76,600
Apron Fees	212,747	218,074	262,826	220,000	83,469	221,400	200,000	(21,400)
Baggage Area	-	-	-	-	-	-	29,670	29,670
Northwest/Pinnacle (Counter/Office/Queue)	10,185	51,116	11,902	10,934	5,933	14,200	-	(14,200)
PSA (Counter/Office/Queue)	154,968	300,796	164,327	120,793	8,640	20,700	-	(20,700)
ASA (Counter/Office/Queue)	98,171	241,533	109,150	118,952	43,794	105,100	-	(105,100)
Continental (Counter/Office/Queue)	91,063	156,235	83,566	93,446	38,986	93,600	-	(93,600)
Total Terminal Space Rentals - Airline	1,037,386	1,001,869	1,109,076	1,092,145	455,486	1,112,409	1,044,410	(67,999)
Concessions								
F&B, Gift, Info (MSE Branded Foods)	25,230	33,826	34,906	35,000	10,417	25,000	35,000	10,000
Advertising (Interspace)	50,740	75,348	60,836	65,000	26,705	64,100	138,120	74,020
Brochure Sales (AID)	-	9,611	7,356	15,000	2,624	12,400	30,250	17,850
Guest Services	-	-	-	-	-	-	73,950	73,950
Art in the Airport	-	-	3,059	5,000	2,467	5,900	1,050	(4,850)
Payphone (Cherokee)	1,255	1,085	1,902	1,200	-	-	-	-
Baggage Cart (SmartCarte)	706	320	506	400	138	300	300	-
Sanitary Machines	110	-	149	-	40	100	100	-
First Class Seats	-	-	-	200	230	600	600	-
Wachovia (Cash Machine)	300	325	300	300	125	300	12,000	11,700
Total Concessions	78,341	120,515	109,013	122,100	42,746	108,700	291,370	182,670
Auto Parking								
Public Parking	1,932,075	2,148,207	2,288,782	2,300,000	991,377	2,161,000	2,109,250	(51,750)
Commuter Parking	15,292	13,686	21,674	17,280	3,420	12,960	21,600	8,640

**ASHEVILLE REGIONAL AIRPORT AUTHORITY
REVENUE BUDGET ANALYSIS FOR FISCAL YEAR 2009/2010**

Revenue Sources	-----Historical, Actual Revenue-----			-----FY 2008-09-----		Proposed Budget Fiscal Year 2009-2010	Difference Full Year 09 To Budget 2008-09	
	Fiscal Year 2005-06	Fiscal Year 2006-07	Fiscal Year 2007-2008	Budget	FYTD Actual Revenue 11/30/08			Projection to Fiscal Year 5
Total Auto Parking	1,947,367	2,161,893	2,310,456	2,317,280	994,797	2,173,960	2,130,850	(43,110)
Rental Car								
Rental Car - Car Rentals								
All Companies % (Signatory)	47,859	-	21,074	-	-	-	-	-
Avis MAG	-	230,645	248,512	275,000	99,049	237,700	230,000	(7,700)
Hertz MAG	-	413,993	335,260	340,000	160,638	385,500	383,200	(2,300)
Enterprise MAG	-	245,700	280,190	253,000	64,259	154,200	155,000	800
Budget MAG	-	166,041	171,877	183,000	67,506	162,000	155,830	(6,170)
National/Alamo MAG	-	-	-	150,000	77,382	185,700	232,140	46,440
Avis %	202,475	-	17,716	-	9,003	9,003	-	(9,003)
Hertz %	400,543	51,539	53,969	-	21,010	21,010	-	(21,010)
Enterprise %	169,246	-	-	-	11,377	11,377	-	(11,377)
Budget %	117,299	-	25,569	-	19,821	19,821	-	(19,821)
National/Alamo %	-	-	107,049	-	42,754	42,754	-	(42,754)
National %	-	-	-	-	-	-	-	-
National-Alamo (Off Airport %)	95,592	83,724	-	109,000	-	-	-	-
Subtotal Car Rentals	1,033,014	1,191,642	1,261,216	1,310,000	572,798	1,229,065	1,156,170	(72,895)
Rental Car - Facility Rent								
Avis (Counter & Office)	25,781	28,190	36,333	27,540	12,270	29,400	30,540	1,140
Hertz (Counter & Office)	20,529	28,190	168	27,540	11,894	28,500	29,380	880
Enterprise (Counter & Office)	-	22,394	2,646	21,825	9,403	22,600	25,630	3,030
National (Counter & Office)	-	-	7,917	21,825	2,366	5,700	29,380	23,680
Budget (Counter & Office)	20,855	22,340	23,186	21,825	10,935	26,200	27,970	1,770
Avis (Ready/Return)	21,428	9,641	11,301	8,560	4,073	9,800	8,600	(1,200)
Hertz (Ready/Return)	28,868	18,264	20,657	8,560	6,600	15,800	14,340	(1,460)
Enterprise (Ready/Return)	-	7,713	6,627	8,560	2,408	5,800	6,140	340
National (Ready/Return)	7,825	-	-	8,560	3,269	7,800	8,600	800
Budget (Ready/Return)	11,655	6,556	6,821	8,560	3,043	7,300	6,140	(1,160)
Avis (Service Facility)	17,606	11,758	779	39,073	6,129	14,700	36,590	21,890
Hertz (Service Facility)	13,148	13,538	-	39,073	14,570	35,000	55,200	20,200
Enterprise (Service Facility)	8,068	8,589	4,094	39,073	-	-	34,770	34,770
Budget (Service Facility)	7,920	8,103	-	39,073	-	-	28,100	28,100
National/Alamo (Service Facility)	-	-	-	39,073	2,849	6,800	47,510	40,710
Avis CAM fee	-	-	830	-	3,318	8,000	-	(8,000)
Hertz CAM fee	-	-	-	-	5,005	12,000	-	(12,000)
Enterprise CAM fee	-	-	-	-	3,153	7,600	-	(7,600)
National CAM fee	-	-	-	-	344	800	-	(800)
Budget CAM fee	-	-	-	-	2,548	6,100	-	(6,100)
Common Area Maintenance (Service Facility)	-	-	-	55,000	14,369	34,500	52,360	17,860
All Companies (Storage Lot)	-	-	49,632	-	53,370	128,100	-	(128,100)
Subtotal Facility Rent	183,683	185,277	170,992	413,720	171,917	412,500	441,250	28,750
Total Rental Car	1,216,697	1,376,919	1,432,208	1,723,720	744,715	1,641,565	1,597,420	(44,145)

ASHEVILLE REGIONAL AIRPORT AUTHORITY
REVENUE BUDGET ANALYSIS FOR FISCAL YEAR 2009/2010

Revenue Sources	-----Historical, Actual Revenue-----			-----FY 2008-09-----		Proposed Budget Fiscal Year 2009-2010	Difference Full Year 09 To Budget 2008-09	
	Fiscal Year 2005-06	Fiscal Year 2006-07	Fiscal Year 2007-2008	Budget	FYTD Actual Revenue 11/30/08			Projection to Fiscal Year 5
Commerical Ground Transportation								
Limo/Shuttle Service	14,400	-	3,600	-	-	-	-	
Employee Parking	-	-	10,010	7,000	7,390	6,283	617	
Ground Transportation Fees	-	5,739	8,590	5,618	9,993	9,993	6,357	
Other	-	-	-	-	-	-	-	
Total Commercial Ground Transportation	14,400	5,739	22,200	12,618	17,383	16,276	6,974	
Landing Fees								
Air Wisconsin	15,432	-	6,529	-	-	-	-	
ASA	200,079	145,966	94,699	292,762	61,231	164,000	(164,000)	
Atlantic Coast	93,147	-	-	-	-	-	-	
Comair	13,028	1,001	13,728	-	3,931	5,100	(5,100)	
Continental Express	67,199	56,445	62,287	66,624	29,507	64,500	(64,500)	
Piedmont	74,553	184,132	164,002	206,434	56,263	196,600	(196,600)	
Chautauqua	56,432	65,966	40,707	-	11,865	39,700	(39,700)	
Mesa Jet	47,613	-	76,436	-	2,750	6,600	(6,600)	
Northwest	81,040	70,277	34,857	75,575	(19,224)	74,000	(74,000)	
Y/E Settlement	-	-	-	-	-	-	474,080	474,080
Non-Sig Landing Fees	-	-	-	-	-	-	13,570	13,570
Total Landing Fees	648,523	523,786	493,246	641,395	146,325	550,500	487,650	(62,850)
FBOs/SASOs								
Odessey/Million Air								
Percentage Fee	363,295	444,797	466,263	500,000	213,248	500,000	350,000	(150,000)
Gravel Lot	-	-	-	-	-	-	12,000	12,000
T-Hangar Management	-	106,857	162,356	70,025	74,719	70,000	70,020	20
Bulk Hangar Management #1	-	53,429	49,520	98,500	525	95,000	98,500	3,500
Bulk Hangar Management #2	-	-	-	50,000	-	-	199,160	199,160
Fuel Flowage Fee	-	-	-	-	-	-	-	-
Subtotal Million Air	363,295	605,083	678,139	718,525	288,492	665,000	729,680	64,680
Landmark/Encore								
Land Rent	-	-	-	13,613	-	13,613	49,000	35,387
Apron Rent	-	-	-	15,028	-	15,028	39,200	24,172
Option Parcel Fee	-	-	-	2,178	-	2,178	8,710	6,532
Percentage Fee	-	-	-	1,500	-	1,500	5,000	3,500
Fuel Flowage Fee	-	-	-	7,500	-	7,500	37,500	30,000
Subtotal Encore	-	-	-	39,819	-	39,819	139,410	99,591
Belle Aircraft Maintenance								
Percentage Fee	-	-	-	5,000	1,965	4,700	4,700	-
Total FBOs/SASOs	363,295	605,083	678,139	763,344	290,457	709,519	873,790	164,271
Building Leases								
Rental Houses	9,950	20,575	21,350	20,400	8,500	20,400	20,400	-

**ASHEVILLE REGIONAL AIRPORT AUTHORITY
REVENUE BUDGET ANALYSIS FOR FISCAL YEAR 2009/2010**

Revenue Sources	-----Historical, Actual Revenue-----			-----FY 2008-09-----		Proposed Budget Fiscal Year 2009-2010	Difference Full Year 09 To Budget 2008-09
	Fiscal Year 2005-06	Fiscal Year 2006-07	Fiscal Year 2007-2008	Budget	FYTD Actual Revenue 11/30/08		
Advantage West	72,036	72,036	66,033	67,750	30,015	72,000	71,100 (900)
Falcon Airlink (Temp Office)	-	-	5,400	11,400	-	5,700	- (5,700)
Lacy Griffin Building	-	-	-	-	-	-	-
Cargo Building (US Airways)	-	12,000	7,759	12,000	5,000	12,000	12,000 -
Total Building Leases	81,986	104,611	100,542	111,550	43,515	110,100	103,500 (6,600)
Land Leases							
Pasture Rent	600	1,200	300	600	250	600	600 -
Hertz (Maintenance Facility)	18,239	16,199	23,500	-	2,781	2,781	- (2,781)
Avis (Maintenance Facility)	10,998	9,804	1,654	-	-	-	-
Capital Outdoor (Billboard)	2,250	2,250	938	2,250	938	2,300	2,250 (50)
NC Dept of Agriculture	-	-	7,589	9,100	-	-	9,100 9,100
US Forest Service	9,000	9,108	-	9,750	2,277	9,750	10,130 380
Broadmoor Golf Center	9,600	19,059	9,880	9,800	2,591	9,800	10,360 560
Total Land Leases	50,687	57,620	43,861	31,500	8,836	25,231	32,440 7,209
Other Leases/Fees							
LEO Services (TSA)	151,240	148,138	190,398	163,286	56,485	120,000	120,000 -
Security Fee (Airlines)	261,043	231,093	252,690	250,320	102,448	245,900	106,140 (139,760)
Security Fee (Rental Car)	44,649	55,284	80,558	75,000	28,700	68,900	73,320 4,420
Security Fee (Parking)(Included in Parking Rates)	-	-	-	-	-	-	-
Telecommunication Fees (Voice/Data)	-	-	-	40,000	360	-	40,400 40,400
Sale of Assets	-	-	(60)	-	-	-	-
Misc	150,277	26,190	18,092	1,000	61,542	62,000	5,000 (57,000)
Tenant Services/Assessment Fees	-	-	-	-	-	-	22,000 22,000
Air Freight Fees	-	-	-	-	-	-	-
Charters/Camps	2,899	-	-	5,000	-	5,000	5,000 -
Total Other Leases	610,108	460,706	541,678	534,606	249,535	501,800	371,860 (129,940)
Total Revenue	\$ 6,814,408	\$ 7,313,561	\$ 7,561,353	\$ 7,775,458	\$ 3,150,409	\$ 7,320,388	\$ 7,293,590 (26,798)
				Budget to Budget % Comparison FY10 to FY09			-6.2% (481,868)

**ASHEVILLE REGIONAL AIRPORT AUTHORITY
EXPENSE BUDGET ANALYSIS FOR FISCAL YEAR 2009/2010**

Expenses	-----Historical, Actual Expenses-----			-----FY 2008-09-----			Proposed Budget Fiscal Year 2009-2010	Difference Full Year 09 To Budget 2009-10
	Fiscal Year 2005-06	Fiscal Year 2006-07	Fiscal Year 2007-08	Budget (As Amended)	11/30/08 FYTD Actual Expenses	5 Projection to Fiscal Year		
Personnel Services								
Regular Salaries	\$ 1,669,672	\$ 1,726,986	\$ 1,809,627	\$ 2,330,091	\$ 846,930	\$ 2,134,731	\$ 2,358,700	\$ 223,969
Extra Help	-	-	-	-	-	-	-	-
Overtime	51,937	25,625	24,538	81,022	20,181	38,308	44,140	5,832
Salary Adjustment/Bonus Pool	-	-	-	163,300	-	-	135,810	135,810
Allocated Benefits	631,991	691,479	727,992	1,038,149	373,488	932,785	1,122,980	190,195
Total Personnel Services	2,353,600	2,444,090	2,562,157	3,612,562	1,240,599	3,105,824	3,661,630	555,806
OPERATING EXPENSES/CAPITAL OUTLAY								
Professional Services								
Other Professional Services	74,761	111,338	30,977	57,485	26,666	64,228	33,000	(31,228)
Legal Fees	31,794	26,564	130,880	50,000	26,103	50,000	40,000	(10,000)
Financial	-	-	-	-	-	-	1,000	1,000
Artwork and Creative Production	-	-	6,642	-	4,533	13,750	16,000	2,250
Surveys, Reports & Data	-	6,000	31,251	16,000	9,050	45,250	43,000	(2,250)
Physicals & Drug Screens	-	-	1,328	-	718	3,250	11,000	7,750
Engineering and Architectural	-	-	-	-	-	40,000	25,000	(15,000)
Computer Systems	-	-	-	-	-	-	-	-
Website	-	-	-	-	-	-	2,150	2,150
Disadvantaged Business Unit	-	-	12,306	-	-	-	5,000	5,000
LEO	-	-	-	-	-	-	-	-
Auditors	12,779	15,030	6,750	34,250	6,928	21,928	32,000	10,072
Temporary Help	1,013	1,693	15,782	2,465	23,180	33,215	1,500	(31,715)
Federal & State Consulting Services	-	-	-	-	-	-	-	-
General Consultant	14,830	104,600	32,579	82,800	-	-	-	-
Total Professional Services	135,176	265,225	268,495	243,000	97,178	271,621	209,650	(61,971)
Contractual Services								
Advertising Management Contract	-	-	-	-	-	-	-	-
Computer Technical Support	-	500	-	1,800	-	-	21,920	21,920
Landscaping	5,073	41	3,834	6,000	6,606	12,600	12,600	-
Custodial Services	168,652	97,202	98,590	-	41,909	50,000	-	(50,000)
Parking Management Contract	-	-	65,243	25,500	145,456	287,000	284,600	(2,400)
Other Contractual Services	365,541	325,732	168,974	250,000	25,693	128,532	120,940	(7,592)
Elevator Maintenance Contract	-	-	-	-	6,032	13,000	12,700	(300)
Fire Alarm Systems Contract	-	-	-	-	7,234	11,425	12,700	1,275
Security Systems Mgmt Contract	-	-	-	-	-	-	20,170	20,170
Other Contractual Services	118,297	128,019	294,578	347,257	4,328	-	-	-
Total Other Contractual Services	657,563	551,495	631,219	630,557	237,258	502,557	485,630	(16,927)
Travel and Training								

**ASHEVILLE REGIONAL AIRPORT AUTHORITY
EXPENSE BUDGET ANALYSIS FOR FISCAL YEAR 2009/2010**

Expenses	-----FY 2008-09-----						Proposed Budget Fiscal Year 2009-2010	Difference Full Year 09 To Budget 2009-10
	-----Historical, Actual Expenses-----			Budget (As Amended)	11/30/08 FYTD Actual Expenses	5 Projection to Fiscal Year		
	Fiscal Year 2005-06	Fiscal Year 2006-07	Fiscal Year 2007-08					
Travel & Per Diem	106,129	133,118	126,371	167,700	46,695	149,781	146,330	(3,451)
Training & Education	17,098	8,585	14,250	30,350	8,832	24,497	45,600	21,103
Total Travel and Training	123,227	141,703	140,621	198,050	55,527	174,278	191,930	17,652
Communications and Freight								
Postage	4,358	4,968	5,348	5,040	1,331	2,836	6,000	3,164
Express Mail Delivery	-	6,111	5,790	3,205	1,336	3,855	5,000	1,145
Telecommunications	28,497	81,365	27,582	29,343	13,142	31,582	52,980	21,398
Online Services	9,468	-	11,823	12,320	4,491	12,320	770	(11,550)
Total Communications and Freight	42,323	92,445	50,543	49,908	20,300	50,592	64,750	14,158
Rentals and Leases								
Rentals & Leases	37,371	11,285	14,235	10,592	10,660	12,000	12,220	220
Total Rentals and Leases	37,371	11,285	14,235	10,592	10,660	12,000	12,220	220
Insurance								
Property & Casualty	19,268	30,175	170,052	35,000	22,016	52,838	50,000	(2,838)
General Liability	47,076	66,687	48,626	60,000	16,913	40,591	45,000	4,409
Auto Liability	14,152	20,033	25,879	24,996	9,103	21,847	25,000	3,153
Other Insurance & Bonds	63,971	74,398	102,998	87,504	39,117	93,881	60,000	(33,881)
Worker's Compensation Insurance	-	-	-	-	-	-	50,000	50,000
Total Insurance	144,467	191,293	347,555	207,500	87,149	209,158	230,000	20,842
Utility Services								
Electric Service	209,932	249,885	251,356	242,021	113,537	273,850	275,000	1,150
Gas Service	94,380	82,733	87,958	88,137	24,531	88,000	95,000	7,000
Water/Sewer Service	30,724	54,970	46,837	38,000	13,371	45,000	55,000	10,000
Total Utility Services	335,037	387,587	386,151	368,158	151,439	406,850	425,000	18,150
Repairs and Maintenance								
Other Repairs & Maintenance	265,776	270,269	189,853	295,443	19,607	17,397	12,500	(4,897)
Terminal, Buildings and Grounds	-	-	35,582	-	55,737	162,000	167,500	5,500
Vehicles and Heavy Equipment	-	-	48,784	-	12,578	25,000	33,000	8,000
Airport and Airfield Equipment	-	-	30,342	-	13,154	35,000	35,000	-
Vehicle Maintenance	-	-	-	-	-	-	-	-
Maintenance Contracts	31,713	112,332	85,587	37,955	-	-	-	-
Total Repairs and Maintenance	297,488	382,601	390,148	333,398	101,076	239,397	248,000	8,603
Printing & Binding								
Printing & Binding	3,036	7,546	11,831	24,825	2,808	13,568	18,000	4,432
Banners	-	-	151	-	-	-	500	500

**ASHEVILLE REGIONAL AIRPORT AUTHORITY
EXPENSE BUDGET ANALYSIS FOR FISCAL YEAR 2009/2010**

Expenses	-----FY 2008-09-----						Proposed Budget Fiscal Year 2009-2010	Difference Full Year 09 To Budget 2009-10
	-----Historical, Actual Expenses-----			Budget (As Amended)	11/30/08 FYTD Actual Expenses	5 Projection to Fiscal Year		
	Fiscal Year 2005-06	Fiscal Year 2006-07	Fiscal Year 2007-08					
Comment Cards	-	-	-	-	-	-	300	300
Total Printing & Binding	3,036	7,546	11,982	24,825	2,808	13,568	18,800	5,232
Promotional Activities								
Other Promotional Activities	-	47,359	15,710	62,825	95	1,450	3,500	2,050
Radio	-	-	38,377	-	18,580	58,378	67,950	9,572
Billboards	-	-	38,145	-	9,603	27,321	27,300	(21)
Print	-	-	38,280	-	4,842	36,096	39,150	3,054
TV	-	-	46,388	-	16,171	43,381	49,000	5,619
Cable Advertising	-	-	-	-	-	-	-	-
Telephone Book	-	-	3,040	-	1,563	2,148	2,420	272
Other Promotional Events/Sponsorships	-	-	802	-	1,953	23,663	19,000	(4,663)
Community Events/Exhibits/Sponsorships	-	-	20,325	-	7,154	29,704	24,300	(5,404)
Employee/Tenant Events	-	-	23,309	-	7,420	24,337	20,100	(4,237)
Marketing/Advertising	240,968	140,701	5,940	162,800	16,249	-	-	-
Total Promotional Activities	240,968	188,059	230,316	225,625	83,630	246,478	252,720	6,242
Other Current Charges and Obligations								
Legal Notices & Advertising	3,969	-	10,696	21,800	6,937	15,700	15,400	(300)
Bank Fees	-	-	39,437	40,000	5,226	40,000	34,000	(6,000)
Other Current Charges & Obligations	-	-	27,255	-	-	4,800	9,650	4,850
Total Other Current Charges and Obligations	3,969	-	77,388	61,800	12,163	60,500	59,050	(1,450)
Operating Supplies								
Office Supplies	24,042	54,012	30,118	17,750	7,367	16,670	27,000	10,330
Vehicle Fuel	-	-	43,060	-	13,390	37,000	39,000	2,000
Shop Supplies	-	-	9,312	-	835	6,000	6,000	-
Other Operating Supplies	246,685	130,895	42,098	187,385	14,205	41,774	98,400	56,626
Art Program Supplies	-	-	-	-	1,016	2,438	2,250	(188)
Promotional Supplies	-	-	21,235	-	16,648	28,876	18,250	(10,626)
Holiday Decorations	-	-	826	-	70	972	1,000	28
Chemicals and Safety	-	-	3,730	-	2,451	18,500	16,000	(2,500)
Small Tools and Equipment	-	-	10,213	-	4,530	16,698	17,500	802
Custodial Supplies	-	-	37,287	-	15,241	30,000	-	(30,000)
Custodial Consumables	-	-	-	-	1,002	30,000	30,000	-
Operating Furniture, Fixtures, Equipment and Software	-	14,548	25,871	56,885	-	43,763	40,290	(3,473)
Uniforms	20,932	32,909	19,098	25,380	-	11,600	16,100	4,500
Media	-	-	-	-	3,565	420	-	(420)
Firefighter Equipment	-	-	-	-	-	2,500	5,000	2,500
Outside Services	-	-	-	-	-	-	-	-
Total Operating Supplies	291,660	232,363	242,848	287,400	80,320	287,211	316,790	29,579

**ASHEVILLE REGIONAL AIRPORT AUTHORITY
EXPENSE BUDGET ANALYSIS FOR FISCAL YEAR 2009/2010**

<u>Expenses</u>	-----Historical, Actual Expenses-----			-----FY 2008-09-----			Proposed Budget Fiscal Year 2009-2010	Difference Full Year 09 To Budget 2009-10
	Fiscal Year 2005-06	Fiscal Year 2006-07	Fiscal Year 2007-08	Budget (As Amended)	11/30/08 FYTD Actual Expenses	5 Projection to Fiscal Year		
Books, Publications, Subscriptions & Memberships								
Books, Publications, Compact Disks, Videos & Subscriptions	834	3,471	6,165	12,820	1,229	8,181	13,480	5,299
Dues & Memberships	28,148	22,048	26,147	28,383	4,139	26,658	24,910	(1,748)
Licenses and Certification Fees	-	-	-	-	-	-	200	200
Total Books, Publications, Subscriptions & Mem.	28,982	25,519	32,312	41,203	5,368	34,839	38,590	3,751
Business Development and Agreement Obligations	-	-	-	-	-	100,000	-	(100,000)
Contingency (General, Bad Debt, or Subsidy)	-	-	545	100,000	11,267	78,600	75,000	(3,600)
TOTAL OPERATING EXPENSES/CAPITAL OUTLAY	2,341,266	2,477,122	2,824,358	2,782,016	956,143	2,687,649	2,628,130	(59,519)
TOTAL EXPENSES	\$ 4,694,866	\$ 4,921,212	\$ 5,386,515	\$ 6,394,578	\$ 2,196,742	\$ 5,793,473	\$ 6,289,760	\$ 496,287
				Budget to Budget % Comparison FY10 to FY09			-1.6%	\$ (104,818)

ASHEVILLE REGIONAL AIRPORT AUTHORITY
ASHEVILLE REGIONAL AIRPORT
Administration
BASIC OPERATING BUDGET
FY 2009-2010

Fund ARA
Department Administration
Department # 11
Cost Center 00
Source 00

Account Code					Description	Item	Summary	
Fund	Acct.	Sec.	C.C.	Source		Amount	Amount	
PERSONNEL SERVICES								
ARA	500000	11	00	00	Regular Salaries	\$ 57,520	\$ 57,520	
ARA	500015	11	00	00	Salary Adjustment Pool/Longevity/Medical Reimbursements	135,810	135,810	
ARA	500020	11	00	00	Regular Overtime	-	-	
ARA	500030	11	00	00	Allocated Benefits	81,200	81,200	
TOTAL PERSONNEL SERVICES							<u>\$ 274,530</u>	

OPERATING EXPENSES

Professional Services

ARA	604000	11	00	00	Other Professional Services		11,000
					DBE Services	10,000	
					Other Services	1,000	
ARA	604020	11	00	00	Physicals and Drug Screens		1,500
					Pre-employment testing for all ARAA	1,500	

Travel and Training

ARA	650000	11	00	00	Travel, Per Diem, Conference Registraion		5,000
					AAAE Conference	2,000	
					SHRM Conference	2,500	
					SHRM Monthly Meetings	500	
ARA	651000	11	00	00	Training & Education		3,000
					HR Training/HR Laws Update/HR Education for all ARAA	3,000	

Communications and Freight

ARA	660000	11	00	00	Postage		6,000
					Postage for all ARAA - new to Admin Budget	6,000	
ARA	661000	11	00	00	Express Mail Delivery		5,000
					Express Mail Delivery for all ARAA - new to Admin Budget	5,000	

Insurance

ARA	670000	11	00	00	Property and Casualty Insurance		50,000
					Property and Casualty for ARAA	50,000	
ARA	671000	11	00	00	General Liability		45,000
					General Liability for ARAA	45,000	
ARA	672000	11	00	00	Auto Liability		25,000
					Auto Liability for ARAA	25,000	
ARA	673000	11	00	00	Other Insurance and Bonds		60,000
					Inland Marine	60,000	
					Law Enforcement/Crime		
					Directors & Officers		
					Art/Piano Property Insurance		

ASHEVILLE REGIONAL AIRPORT AUTHORITY
ASHEVILLE REGIONAL AIRPORT
Administration
BASIC OPERATING BUDGET
FY 2009-2010

Fund ARA
Department Administration
Department # 11
Cost Center 00
Source 00

Account Code					Description	Item	Summary
Fund	Acct.	Sec.	C.C.	Source		Amount	Amount
ARA	674000	11	00	00	Worker's Compensation Insurance		50,000
					Worker's Compensation for ARAA	50,000	
					General Repairs and Maintenance		
ARA	710000	11	00	00	Other Repairs and Maintenance		500
					General repairs and maintenance for Admin Dept	500	
					Printing & Binding		
ARA	730000	11	00	00	Other Printing & Binding		3,000
					Printing & binding for all of ARAA - new to Admin Budget	3,000	
					Promotional Activities		
ARA	740000	11	00	00	Other Promotional Activities		1,500
					United Way Campaign, lunch & learns for all ARAA	500	
					Wellness program for all ARAA	1,000	
ARA	740115	11	00	00	Employee/Tenant Events		11,200
					Employee Recognition	11,200	
					Other Current Charges and Obligations		
ARA	750000	11	00	00	Legal Notices & Advertising		6,000
					All advertising for ARAA open positions	6,000	
					Operating Supplies		
ARA	760000	11	00	00	Office Supplies		27,000
					Office Supplies for all ARAA - new to Admin Budget	27,000	
ARA	770300	11	00	00	Other Operating Supplies		1,000
					Operating supplies	1,000	
ARA	771000	11	00	00	Operating Furniture, Fixtures, Equipment and Software Greater than \$100 & up to \$5,000		1,500
					Bookcase and storage cabinet for Admin Office	1,500	
					Books, Publications, Subscriptions and Memberships		
ARA	780500	11	00	00	Books, Publications, Compact Disks, Videos & Subscriptions		1,000
					North Carolina Employment Law Letter	350	
					HR-M.Lee Smith Publishers	350	
					HR Books/Publications	300	
ARA	780100	11	00	00	Dues & Memberships		650
					SHRM	350	
					AAAE	225	
					SEC-AAAE	35	
					NCAA	40	
TOTAL OPERATING EXPENSES							<u>\$ 314,850</u>
SECTION TOTAL							<u><u>\$ 589,380</u></u>

ASHEVILLE REGIONAL AIRPORT AUTHORITY
Administration
Fiscal Year 2009/2010
Budget to Budget Variance Analysis

I.D. #	Description	FY 2009 Budget	FY 2010 Budget	Increase/ (Decrease)	Percent	Reason
500000	Regular Salaries	69,000	57,520	(11,480)	-16.6%	
500015	Salary Adjustment Pool	163,300	135,810	(27,490)	-16.8%	
500020	Regular Overtime		0	0	N/A	
500030	Allocated Benefits	28,980	81,200	52,220	180.2%	
	Total Personal Services	261,280	274,530	13,250	5.1%	
604000	Other Professional Services	16,500.00	11,000	(5,500)	-33.3%	Decreased Prof. Services - moved drug screens
604020	Physicals and Drug Screens		1,500	1,500	100.0%	Moved Drug Screens to correct cost center
650000	Travel, Per Diem, Conference Registration	8,000.00	5,000	(3,000)	-37.5%	Increase aviation/maintain HR knowledge/laws
651000	Training & Education	5,000.00	3,000	(2,000)	-40.0%	HR training/law update/education for ARAA
660000	Postage	500.00	6,000	5,500	1100.0%	Postage for all ARAA
661000	Express Main Delivery	1,000.00	5,000	4,000	400.0%	Express Mail Deliver for all ARAA
670000	Property and Casualty Insurance	35,000.00	50,000	15,000	42.9%	Property & Casualty Ins- increase to correct amt
671000	General Liability	60,000.00	45,000	(15,000)	-25.0%	Decreased General Liability to correct amount
672000	Auto Liability	24,996.00	25,000	4	0.0%	Auto Liability for all ARAA
673000	Other Insurance & Bonds	87,504.00	60,000	(27,504)	-31.4%	Moved Worker's Comp out to correct cost center
674000	Worker's Compensation Insurance		50,000	50,000	100.0%	Moved Worker's Comp to correct cost center
710000	Other Repairs and Maintenance	1,500.00	500	(1,000)	-66.7%	Repairs & Maintenance for Admin Dept.
730000	Other Printing & Binding	2,000.00	3,000	1,000	50.0%	Printing & Binding for all ARAA
740000	Other Promotional Activities		1,500	1,500	100.0%	United Way Campaign,Lunch&Learns for ARAA
740115	Employee/Tenant Events	6,000.00	11,200	5,200	86.7%	Emp holiday lunches/checks,programs/awards
750000	Legal Notices & Advertising	5,000.00	6,000	1,000	20.0%	All advertising for ARAA open positions
760000	Office Supplies	1,000.00	27,000	26,000	2600.0%	Office Supplies for all ARAA
770300	Other Operating Supplies	2,000.00	1,000	(1,000)	-50.0%	Operating Supplies for Admin Dept.
771000	Operating Furniture, Fixtures and Equipment	1,500.00	1,500	0	0.0%	Storage Cabinet and bookcase for Admin Office
780500	Books & Publications	1,500.00	1,000	(500)	-33.3%	Books & Publications for HR Laws/Knowledge
780100	Dues & Memberships	565.00	650	85	15.0%	HR/Aviation Dues and Memberships
	Total Services & Mat'ls.	259,565	314,850	55,285	21.3%	
	Department Total	520,845	589,380	68,535	13.2%	

ASHEVILLE REGIONAL AIRPORT AUTHORITY
Administration
Fiscal Year 2009/2010
Budget to Actual Variance Analysis

I.D. #	Description	FY 2009 Actual 5 Months	FY 2009 Estimate	FY 2010 Budget	Increase/ (Decrease)	Percent	Reason
500000	Regular Salaries	50,434.00	121,042	57,520	(63,522)	-52.5%	
500015	Salary Adjustment Pool		0	135,810	135,810	100.0%	
500020	Regular Overtime		0	0	0	N/A	
500030	Allocated Benefits	21,182.28	50,837	81,200	30,363	59.7%	
	Total Personal Services	71,616.28	171,879	274,530	102,651	59.7%	
604000	Other Professional Services	24,366.00	24,366	11,000	(13,366)	-54.9%	DBE Services
604020	Physicals and Drug Screens		250	1,500	1,250	500.0%	Appl. Drug Screens-moved from Prof Serv
650000	Travel, Per Diem, Conference Registration	410.00	7,110	5,000	(2,110)	-29.7%	Conferences in Feb., May and June
651000	Training & Education	317.00	2,500	3,000	500	20.0%	HR training/law update/education ARAA
660000	Postage	255.00	500	6,000	5,500	1100.0%	Postage for all ARAA - New to Admin
661000	Express Main Delivery		0	5,000	5,000	100.0%	Express Mail Deliver for all ARAA- New
670000	Property and Casualty Insurance	22,016.00	52,838	50,000	(2,838)	-5.4%	Increased new budget to correct amt
671000	General Liability	16,913.00	40,591	45,000	4,409	10.9%	Decreased new budget to correct amt
672000	Auto Liability	9,103.00	21,847	25,000	3,153	14.4%	5% increase
673000	Other Insurance & Bonds	39,117.00	93,881	60,000	(33,881)	-36.1%	5% increase and moved WC to new CC
674000	Worker's Compensation Insurance		0	50,000	50,000	100.0%	New Cost Center
730000	Other Printing & Binding	30.00	500	3,000	2,500	500.0%	Printing&Binding for all ARAA - New
740000	Other Promotional Activities	1,341.00	1,450	1,500	50	3.4%	Decreased budget
740115	Employee/Tenant Events	4,603.00	17,000	11,200	(5,800)	-34.1%	New to Admin-holidaychecks, awards,etc
750000	Legal Notices & Advertising	6,937.00	7,500	6,000	(1,500)	-20.0%	Ads
760000	Office Supplies	941.00	1,500	27,000	25,500	1700.0%	Office Supplies for all ARAA - New
770300	Other Operating Supplies	905.00	1,500	1,000	(500)	-33.3%	Decreased budget
770310	Holiday Decorations	22.00	22	0	(22)	-100.0%	
771000	Operating Furniture, Fixtures and Equipment	3,255.00	3,255	1,500	(1,755)	-53.9%	Decreased budget
780500	Books & Publications		0	1,000	1,000	100.0%	
780100	Dues & Memberships	160.00	630	650	20	3.2%	
	Total Services & Mat'ls.	130,691	277,491	314,850	37,359	13.5%	
	Department Total	202,307	449,370	589,380	140,010	31.2%	

ASHEVILLE REGIONAL AIRPORT AUTHORITY
ASHEVILLE REGIONAL AIRPORT
Development
BASIC OPERATING BUDGET
FY 2009-2010

Fund ARA
Department Development
Department # 70
Cost Center 00
Source 00

Account Code					Description	Item	Summary
Fund	Acct.	Sec.	C.C.	Source		Amount	Amount
PERSONNEL SERVICES							
ARA	500000	70	00	00	Regular Salaries	\$ 86,790	\$ 86,790
ARA	500030	70	00	00	Allocated Benefits	36,460	36,460
TOTAL PERSONNEL SERVICES							<u>\$ 123,250</u>
OPERATING EXPENSES							
Professional Services							
ARA	604016	70	00	00	Artwork and Creative Production Production of promotional development materials	2,500	2,500
ARA	604017	70	00	00	Surveys, Reports & Data Appraisals	10,000	10,000
ARA	604030	70	00	00	Engineering and Architectural General Planning, Engineerign & Architectural Services	25,000	25,000
ARA	604050	70	00	00	Disadvantage Business Unit DBE outreach & Good Faith Effort Review	5,000	5,000
Travel and Training							
ARA	650000	70	00	00	Travel, Per Diem, Conference Registraion NBAA Annual Conference ACC Planning, Design & Construction Symposium (Atlanta) SEC Annual Conference (Memphis, TN) NCAA Annual Conference AAAE Annual Conference (Dallas, TX) FAA Communications Conference (Atlanta, GA)	8,500	8,500
ARA	651000	70	00	00	Training & Education Professional Development / AMPAP	5,000	5,000
Printing & Binding							
ARA	730000	70	00	00	Other Printing & Binding Promotional materials for airport / land development	2,000	2,000
Other Current Charges and Obligations							
ARA	750000	70	00	00	Legal Notices & Advertising Bid notices / RFPs / RFQs	5,000	5,000
Operating Supplies							
ARA	770300	70	00	00	Other Operating Supplies General supplies	1,000	1,000
ARA	770305	70	00	00	Promotional Items Promotional materials for airport / land development	2,000	2,000
Books, Publications, Subscriptions and Memberships							
ARA	780500	70	00	00	Books, Publications, Compact Disks, Videos & Subscriptions		500

ASHEVILLE REGIONAL AIRPORT AUTHORITY
ASHEVILLE REGIONAL AIRPORT
Development
BASIC OPERATING BUDGET
FY 2009-2010

Fund ARA
 Department Development
 Department # 70
 Cost Center 00
 Source 00

Account Code					Description	Item	Summary
Fund	Acct.	Sec.	C.C.	Source		Amount	Amount
					Summit Aviation Subscription	500	
ARA	780100	70	00	00	Dues & Memberships		310
					AAAE	230	
					SEC-AAAE	40	
					NCAA	40	
TOTAL OPERATING EXPENSES							<u>\$ 66,810</u>
SECTION TOTAL							<u><u>\$ 190,060</u></u>

ASHEVILLE REGIONAL AIRPORT AUTHORITY

Development

Fiscal Year 2009/2010

Budget to Budget Variance Analysis

I.D. #	Description	FY 2009 Budget	FY 2010 Budget	Increase/ (Decrease)	Percent	Reason
500000	Regular Salaries	86,787	86,790	3	0.0%	
500030	Allocated Benefits	36,451	36,460	9	0.0%	
	Total Personal Services	123,238	123,250	12	0.0%	
604000	Other Professional Services	50,000.00	0	(50,000)	-100.0%	moved to a new ID #
604016	Artwork and Creative Production	0.00	2,500	2,500	100.0%	new development promtional brochures
604017	Surveys, Reports & Data	16,000.00	10,000	(6,000)	-37.5%	decrease in budgeted number of appraisals
604030	Engineering and Architectural	0.00	25,000	25,000	100.0%	moved from a different ID #
604050	Disadvantaged Business Unit	0.00	5,000	5,000	100.0%	added requirements for good faith effort reviews
650000	Travel, Per Diem, Conference Registration	10,500.00	8,500	(2,000)	-19.0%	increase in travel costs
651000	Training & Education	5,800.00	5,000	(800)	-13.8%	increase in training costs
660000	Postage	200.00	0	(200)	-100.0%	
661000	Express Main Delivery	500.00	0	(500)	-100.0%	increase in number of express deliveries
730000	Other Printing & Binding	2,000.00	2,000	0	0.0%	new development promtional brochures
750000	Legal Notices & Advertising	6,000.00	5,000	(1,000)	-16.7%	decrease in number of advertisings
760000	Office Supplies	800.00	0	(800)	-100.0%	increase in supplies
770300	Other Operating Supplies	800.00	1,000	200	25.0%	increase in supplies
770305	Promotional Items	0.00	2,000	2,000	100.0%	new development promtional brochures
771000	Operating Furniture, Fixtures and Equipment	7,050.00	0	(7,050)	-100.0%	plan and blueprint archive storage
780500	Books & Publications	500.00	500	0	0.0%	
780100	Dues & Memberships	325.00	310	(15)	-4.6%	rounding
	Total Services & Mat'ls.	100,475	66,810	(33,665)	-33.5%	
	Department Total	223,713	190,060	(33,653)	-15.0%	

ASHEVILLE REGIONAL AIRPORT AUTHORITY
Development
 Fiscal Year 2009/2010
 Budget to Actual Variance Analysis

I.D. #	Description	FY 2009 Actual 5 Months	FY 2009 Estimate	FY 2010 Budget	Increase/ (Decrease)	Percent	Reason
500000	Regular Salaries	24,388.00	58,531	86,790	28,259	48.3%	
500030	Allocated Benefits	10,242.96	24,583	36,460	11,877	48.3%	
	Total Personal Services	34,630.96	83,114	123,250	40,136	48.3%	
604016	Artwork and Creative Production		0	2,500	2,500	100.0%	
604017	Surveys, Reports & Data	0.00	10,000	10,000	0	0.0%	
604030	Engineering and Architectural	0.00	40,000	25,000	(15,000)	-37.5%	
604050	Disadvantaged Business Unit	0.00	0	5,000	5,000	100.0%	
650000	Travel, Per Diem, Conference Registration	6,796.00	16,310	8,500	(7,810)	-47.9%	
651000	Training & Education	1,432.00	3,437	5,000	1,563	45.5%	
661000	Express Main Delivery	118.00	350	0	(350)	-100.0%	
730000	Other Printing & Binding	1,060.00	2,544	2,000	(544)	-21.4%	
750000	Legal Notices & Advertising	0.00	4,800	5,000	200	4.2%	
760000	Office Supplies	445.00	1,000	0	(1,000)	-100.0%	
770300	Other Operating Supplies	14.00	500	1,000	500	100.0%	
770305	Promotional Items	0.00	0	2,000	2,000	100.0%	
771000	Operating Furniture, Fixtures and Equipment	1,298.00	6,000	0	(6,000)	-100.0%	
780500	Books & Publications	0.00	200	500	300	150.0%	
780100	Dues & Memberships	0.00	300	310	10	3.3%	
	Total Services & Mat'ls.	11,163	85,441	66,810	(18,631)	-21.8%	
	Department Total	45,794	168,556	190,060	21,504	12.8%	

ASHEVILLE REGIONAL AIRPORT AUTHORITY
ASHEVILLE REGIONAL AIRPORT
Executive Department
BASIC OPERATING BUDGET
FY 2009-2010

Fund ARA
Department Executive
Department # 5
Cost Center 00
Source 00

Account Code					Description	Item	Summary
Fund	Acct.	Sec.	C.C.	Source		Amount	Amount

PERSONNEL SERVICES

ARA	500000	5	00	00	Regular Salaries	\$ 301,580	\$ 301,580
ARA	500030	5	00	00	Allocated Benefits	126,670	126,670
TOTAL PERSONNEL SERVICES							\$ 428,250

OPERATING EXPENSES

Professional Services							
ARA	604010	5	00	00	Legal		40,000
					Palta, Straus, Robinson & Moore, P.A.	40,000	
ARA	604017	5	00	00	Surveys, Reports & Data		18,000
					Seabury APG - Online Air Service Data	18,000	
Travel and Training							
ARA	650000	5	00	00	Travel, Per Diem, Conference Registraion		56,350
					FAA Communications Conference	800	
					AAAE Annual Conference	2,500	
					AAAE National Conference (Russell Hoyt)	2,000	
					SEC Annual Conference	1,750	
					SEC Finance and Admin Conference	1,500	
					ACI Annual Conference	2,750	
					ACI Economic Conference	2,250	
					ACI/AAAE Spring Washington Conference	2,000	
					ACI/AAAE Summer Washington Conference	1,500	
					ACI Winter Board Meeting and CEO Conference	2,500	
					NCAA Annual Conference (2)	2,000	
					Asheville Chamber Legislative Meeting	1,600	
					Airline Meetings (2)	2,000	
					ACI Jumpstart Air Service Conference	2,000	
					NBAA Annual Conference	1,000	
					Local Travel	16,200	
					Board Member Travel	12,000	
ARA	651000	5	00	00	Training & Education		2,000
					General Professional Development	2,000	
Communications and Freight							
ARA	663000	5	00	00	Online Services		600
					Air Card	600	
General Repairs and Maintenance							
ARA	710000	5	00	00	Other Repairs and Maintenance		500
					Administrative Equipment	500	
Printing & Binding							

ASHEVILLE REGIONAL AIRPORT AUTHORITY
ASHEVILLE REGIONAL AIRPORT
Executive Department
BASIC OPERATING BUDGET
FY 2009-2010

Fund ARA
Department Executive
Department # 5
Cost Center 00
Source 00

Account Code		Description			Item	Summary
Fund	Acct.	Sec.	C.C.	Source	Amount	Amount
ARA	730000	5	00	00	Other Printing & Binding	1,000
					General Services	1,000
					Promotional Activities	
ARA	740100	5	00	00	Other Promotional Events/Sponsorships	2,000
					General Sponsorships	2,000
ARA	740115	5	00	00	Employee/Tenant Events	1,000
					Airport Tenant/Employee Annual Lunch	1,000
					Other Current Charges and Obligations	
ARA	750000	5	00	00	Legal Notices & Advertising	2,000
					Board Meetings/Public Hearing Notices	500
					RFPs, FRBs, and RFQs	1,500
ARA	750100	5	00	00	Other Current Charges and Obligations	9,650
					Board Member - Meeting Reimbursement	3,150
					Misc. Business Expenses	5,000
					Other Board Member Meeting Costs	1,500
					Operating Supplies	
ARA	770300	5	00	00	Other Operating Supplies	1,000
					Misc Supplies	1,000
ARA	770305	5	00	00	Promotional Items	1,500
					Special Promo Items	1,500
ARA	771000	5	00	00	Operating Furniture, Fixtures, Equipment and Software	1,500
					Greater than \$100 & up to \$5,000	
					Administrative Equipment	1,500
					Books, Publications, Subscriptions and Memberships	
ARA	780500	5	00	00	Books, Publications, Compact Disks, Videos & Subscriptions	1,450
					Airport Revenue News Rate Survey	300
					AAAE Rates and Charges Survey	250
					General Subscriptions	750
					Citizen Times	150
ARA	780100	5	00	00	Dues & Memberships	12,120
					AAAE (DE, DD)	450
					SEC-AAAE (DE, DD)	70
					AMAC Membership	1,500
					AAAE (Legislative Membership)	1,500
					ACI Airport/Legislative Membership	6,000
					AAAE Digicast Service	2,000
					AAAE Ground Handling Services Membership	500
					NCAA Membership (DE, DD)	100
					Business Development/Agreement Obligations	
ARA		5	00	00	Business Development/Agreement Obligations	-

ASHEVILLE REGIONAL AIRPORT AUTHORITY
ASHEVILLE REGIONAL AIRPORT
Executive Department
BASIC OPERATING BUDGET
FY 2009-2010

Fund ARA
 Department Executive
 Department # 5
 Cost Center 00
 Source 00

Account Code					Description	Item	Summary	
Fund	Acct.	Sec.	C.C.	Source		Amount	Amount	
					Transfer funds as necessary (a)	-		
					Contingency			
ARA	790000	5	00	00	Contingency		75,000	
					General O&M Contingency	75,000		
TOTAL OPERATING EXPENSES							<u>\$</u>	<u>225,670</u>
SECTION TOTAL							<u>\$</u>	<u>653,920</u>

a. Funds will be transferred as necessary from approved funds in the Business Development/Agreement Obligations Fund.

ASHEVILLE REGIONAL AIRPORT AUTHORITY
Executive Department
Fiscal Year 2009/2010
Budget to Budget Variance Analysis

I.D. #	Description	FY 2009 Budget	FY 2010 Budget	Increase/ (Decrease)	Percent	Reason
500000	Regular Salaries	285,000	301,580	16,580	5.8%	
500030	Allocated Benefits	119,700	126,670	6,970	5.8%	
	Total Personal Services	404,700	428,250	23,550	5.8%	
604010	Legal	50,000	40,000	(10,000)	-20.0%	
604015	Financial	10,000	0	(10,000)	-100.0%	
604017	Surveys, Reports & Data	18,000	18,000	0	0.0%	
650000	Travel, Per Diem, Conference Registration	62,500	56,350	(6,150)	-9.8%	
651000	Training & Education	3,000	2,000	(1,000)	-33.3%	
660000	Postage	500	0	(500)	-100.0%	
661000	Express Main Delivery	1,500	0	(1,500)	-100.0%	
663000	Online Services		600	600	100.0%	
710000	Other Repairs and Maintenance	1,500	500	(1,000)	-66.7%	
730000	Other Printing & Binding	4,500	1,000	(3,500)	-77.8%	
740100	Promotional Events/Sponsorships	2,000	2,000	0	0.0%	
740115	Employee/Tenant Events	3,500	1,000	(2,500)	-71.4%	
750000	Legal Notices & Advertising	3,500	2,000	(1,500)	-42.9%	
750100	Other Current Charges & Obligations	4,900	9,650	4,750	96.9%	
760000	Office Supplies	3,000	0	(3,000)	-100.0%	
770300	Other Operating Supplies	2,000	1,000	(1,000)	-50.0%	
770305	Promotional Items		1,500	1,500	100.0%	
771000	Operating Furniture, Fixtures and Equipment	5,000	1,500	(3,500)	-70.0%	
780500	Books & Publications	1,450	1,450	0	0.0%	
780100	Dues & Memberships	17,120	12,120	(5,000)	-29.2%	
	Business Development/Agreement Obligations	0	0	0	N/A	
790000	Contingency	100,000	75,000	(25,000)	-25.0%	
	Total Services & Mat'ls.	293,970	225,670	(68,300)	-23.2%	
	Department Total	698,670	653,920	(44,750)	-6.4%	

ASHEVILLE REGIONAL AIRPORT AUTHORITY
Executive Department
Fiscal Year 2009/2010
Budget to Actual Variance Analysis

I.D. #	Description	FY 2009 Actual 5 Months	FY 2009 Estimate	FY 2010 Budget	Increase/ (Decrease)	Percent	Reason
500000	Regular Salaries	131,548	315,715	301,580	(14,135)	-4.5%	
500030	Allocated Benefits	42,252	101,405	126,670	25,265	24.9%	
	Total Personal Services	173,800	417,120	428,250	11,130	2.7%	
604010	Legal	15,903	400,000	40,000	(360,000)	-90.0%	
604017	Surveys, Reports & Data	1,500	18,000	18,000	0	0.0%	
650000	Travel, Per Diem, Conference Registration	19,576	56,982	56,350	(632)	-1.1%	
651000	Training & Education		1,000	2,000	1,000	100.0%	
660000	Postage	39	194	0	(194)	-100.0%	
661000	Express Main Delivery	813	2,451	0	(2,451)	-100.0%	
662000	Telecommunications	15	36	0	(36)	-100.0%	
663000	Online Services		0	600	600	100.0%	
710000	Other Repairs and Maintenance	13	31	500	469	1502.6%	
730000	Other Printing & Binding	30	1,072	1,000	(72)	-6.7%	
740100	Other Promotional Events/Sponsorships	613	1,971	2,000	29	1.5%	
740101	Community Events/Exhibits/Sponsorships	2,000	4,800	0	(4,800)	-100.0%	
740115	Employee/Tenant Events	85	1,404	1,000	(404)	-28.8%	
750000	Legal Notices & Advertising		1,000	2,000	1,000	100.0%	
750100	Other Current Charges & Obligations		4,800	9,650	4,850	101.0%	
760000	Office Supplies	1,463	4,511	0	(4,511)	-100.0%	
770300	Other Operating Supplies	915	2,196	1,000	(1,196)	-54.5%	
770305	Promotional Items	3,490	8,376	1,500	(6,876)	-82.1%	
770500	Small Tools and Equipment	170	408	0	(408)	-100.0%	
771000	Operating Furniture, Fixtures and Equipment		1,500	1,500	0	0.0%	
780000	Media	175	420	0	(420)	-100.0%	
780500	Books & Publications		1,200	1,450	250	20.8%	
780100	Dues & Memberships	850	15,040	12,120	(2,920)	-19.4%	
	Business Development/Agreement Obligations	0	0	0	0	N/A	
790000	Contingency	930	75,000	75,000	0	0.0%	
	Total Services & Mat'ls.	48,580	602,393	225,670	(376,723)	-62.5%	
	Department Total	222,380	1,019,513	653,920	(365,593)	-35.9%	

ASHEVILLE REGIONAL AIRPORT AUTHORITY
ASHEVILLE REGIONAL AIRPORT
Finance
BASIC OPERATING BUDGET
FY 2009-2010

Fund ARA
Department Finance
Department # 12
Cost Center 00
Source 00

Account Code					Description	Item	Summary
Fund	Acct.	Sec.	C.C.	Source		Amount	Amount

PERSONNEL SERVICES

ARA	500000	12	00	00	Regular Salaries	\$ 140,050	\$ 140,050
ARA	500020	12	00	00	Regular Overtime	1,000	1,000
ARA	500030	12	00	00	Allocated Benefits	59,240	59,240
TOTAL PERSONNEL SERVICES							\$ 200,290

OPERATING EXPENSES

Professional Services

ARA	604000	12	00	00	Other Professional Services		11,500
					Software Consultants	11,500	
ARA	640000	12	00	00	Auditors		32,000
					Annual Audited Financial Statements	32,000	

Travel and Training

ARA	650000	12	00	00	Travel, Per Diem, Conference Registraion		9,830
					Dynamics Convergence Conference	4,730	
					GFOA conference	5,100	
ARA	651000	12	00	00	Training & Education		14,000
					Solomon/Financial System Training	10,000	
					Professional Education	4,000	

Printing & Binding

ARA	730000	12	00	00	Other Printing & Binding		3,100
					CAFR - GFOA	2,500	
					Budget	600	

Other Current Charges and Obligations

ARA	750000	12	00	00	Legal Notices & Advertising		2,400
					RFP's, RFQ's	2,400	
ARA	654000	12	00	00	Bank Charges		34,000
					Credit Card Processing	27,000	
					Other	7,000	

Operating Supplies

ARA	770300	12	00	00	Other Operating Supplies		4,000
					Stampers, check envelopes, binders, magnetic ink, etc.	4,000	
ARA	771000	12	00	00	Operating Furniture, Fixtures, Equipment and Software		3,000
					Greater than \$100 & up to \$5,000		
					Office chair, adding machines, printer, storage containers	3,000	

Books, Publications, Subscriptions and Memberships

ARA	780500	12	00	00	Books, Publications, Compact Disks, Videos & Subscriptions		1,700
					Payroll Regulations	500	

ASHEVILLE REGIONAL AIRPORT AUTHORITY
ASHEVILLE REGIONAL AIRPORT
Finance
BASIC OPERATING BUDGET
FY 2009-2010

Fund ARA
 Department Finance
 Department # 12
 Cost Center 00
 Source 00

Account Code					Description	Item	Summary
Fund	Acct.	Sec.	C.C.	Source		Amount	Amount
					Professional Books & Videos	1,200	
ARA	780100	12	00	00	Dues & Memberships		1,140
					AAAE	250	
					American Payroll Association	250	
					GFOA	300	
					NCAA	40	
					AICPA	300	
TOTAL OPERATING EXPENSES							<u>\$ 116,670</u>
SECTION TOTAL							<u><u>\$ 316,960</u></u>

ASHEVILLE REGIONAL AIRPORT AUTHORITY

Finance

Fiscal Year 2009/2010

Budget to Budget Variance Analysis

I.D. #	Description	FY 2009 Budget	FY 2010 Budget	Increase/ (Decrease)	Percent	Reason
500000	Regular Salaries	141,000	140,050	(950)	-0.7%	
500020	Regular Overtime		1,000	1,000	100.0%	
500030	Allocated Benefits	59,220	59,240	20	0.0%	
	Total Personal Services	200,220	200,290	70	0.0%	
604000	Other Professional Services	5,000	11,500	6,500	130.0%	
640000	Auditors	34,250	32,000	(2,250)	-6.6%	
650000	Travel, Per Diem, Conference Registration	9,300	9,830	530	5.7%	
651000	Training & Education	4,000	14,000	10,000	250.0%	
661000	Express Main Delivery	130	0	(130)	-100.0%	
730000	Other Printing & Binding	1,250	3,100	1,850	148.0%	
750000	Legal Notices & Advertising	2,400	2,400	0	0.0%	
654000	Bank Charges	40,000	34,000	(6,000)	-15.0%	
760000	Office Supplies	1,800	0	(1,800)	-100.0%	
770300	Other Operating Supplies	6,000	4,000	(2,000)	-33.3%	
770500	Small Tools and Equipment	2,500	0	(2,500)	-100.0%	
771000	Operating Furniture, Fixtures and Equipment		3,000	3,000	100.0%	
780500	Books & Publications	1,725	1,700	(25)	-1.4%	
780100	Dues & Memberships	1,100	1,140	40	3.6%	
	Total Services & Mat'ls.	109,455	116,670	7,215	6.6%	
	Department Total	309,675	316,960	7,285	2.4%	

ASHEVILLE REGIONAL AIRPORT AUTHORITY

Finance

Fiscal Year 2009/2010

Budget to Actual Variance Analysis

I.D. #	Description	FY 2009 Actual 5 Months	FY 2009 Estimate	FY 2010 Budget	Increase/ (Decrease)	Percent	Reason
500000	Regular Salaries	63,835.00	140,046	140,050	4	0.0%	
500020	Regular Overtime		0	1,000	1,000	100.0%	
500030	Allocated Benefits	23,125.00	58,819	59,240	421	0.7%	
	Total Personal Services	86,960.00	198,865	200,290	1,425	0.7%	
604000	Other Professional Services	11,206.00	27,000	11,500	(15,500)	-57.4%	
640000	Auditors	6,928.00	21,928	32,000	10,072	45.9%	
650000	Travel, Per Diem, Conference Registration	166.00	9,300	9,830	530	5.7%	
651000	Training & Education	612.00	4,000	14,000	10,000	250.0%	
660000	Postage	53.00	100	0	(100)	-100.0%	
661000	Express Main Delivery		50	0	(50)	-100.0%	
730000	Other Printing & Binding		1,000	3,100	2,100	210.0%	
750000	Legal Notices & Advertising		2,400	2,400	0	0.0%	
654000	Bank Charges	7,249.00	40,000	34,000	(6,000)	-15.0%	
760000	Office Supplies	283.00	1,000	0	(1,000)	-100.0%	
770300	Other Operating Supplies	338.00	4,000	4,000	0	0.0%	
770500	Small Tools and Equipment	92.00	221	0	(221)	-100.0%	
771000	Operating Furniture, Fixtures and Equipment	1,512.00	2,000	3,000	1,000	50.0%	
780500	Books & Publications		1,600	1,700	100	6.3%	
780100	Dues & Memberships	195.00	1,100	1,140	40	3.6%	
	Total Services & Mat'ls.	28,634	115,699	116,670	971	0.8%	
	Department Total	115,594	314,564	316,960	2,396	0.8%	

ASHEVILLE REGIONAL AIRPORT AUTHORITY
ASHEVILLE REGIONAL AIRPORT
Guest Services
BASIC OPERATING BUDGET
FY 2009-2010

Fund ARA
Department Guest Services
Department # 60
Cost Center 00
Source 00

Account Code					Description	Item	Summary
Fund	Acct.	Sec.	C.C.	Source		Amount	Amount

PERSONNEL SERVICES

ARA	500000	60	00	00	Regular Salaries	\$ 85,130	\$ 85,130
ARA	500020	60	00	00	Regular Overtime	2,120	2,120
ARA	500030	60	00	00	Allocated Benefits	36,640	36,640
TOTAL PERSONNEL SERVICES							\$ 123,890

OPERATING EXPENSES

Professional Services

ARA	604015	60	00	00	Financial		1,000
					Credit Card Fees	1,000	
ARA	604020	60	00	00	Physicals and Drug Screens		1,000
					Volunteers and Employees (25)	1,000	

Travel and Training

ARA	650000	60	00	00	Travel, Per Diem, Conference Registration		4,200
					Customer Services Conference (Coordinator & clerk)	3,200	
					NCAA	1,000	
ARA	651000	60	00	00	Training & Education		2,000
					Customer Service Training; FAM tours	2,000	

Communications and Freight

Printing & Binding

ARA	730000	60	00	00	Other Printing & Binding		1,600
					GT Cards/Misc. Printing Needs/Name Tags	1,600	
ARA	740005	60	00	00	Radio		1,750
					Remote celebrating new services/ticket sales	1,750	
ARA	740015	60	00	00	Print		750
					Misc. Print Advertising	750	
ARA	740115	60	00	00	Employee/Tenant Events		1,000
					Volunteer Appreciation and recognition	1,000	

Operating Supplies

ARA	770300	60	00	00	Other Operating Supplies		61,650
					Attraction Tickets	61,120	
					AVL Apparel for Sale	530	
ARA	771000	60	00	00	Operating Furniture, Fixtures, Equipment and Software		1,100
					Greater than \$100 & up to \$5,000		
					Postal Supplies (Machine lease, scale)	500	
					Wall Display Case for AVL Apparel sale items	600	
ARA	771500	60	00	00	Uniforms		3,500
					Apparel for GS Staff	1,500	

ASHEVILLE REGIONAL AIRPORT AUTHORITY
ASHEVILLE REGIONAL AIRPORT
Guest Services
BASIC OPERATING BUDGET
FY 2009-2010

Fund ARA
 Department Guest Services
 Department # 60
 Cost Center 00
 Source 00

Account Code					Description	Item	Summary
Fund	Acct.	Sec.	C.C.	Source		Amount	Amount
					Uniforms/maintenance for volunteers	2,000	
					Books, Publications, Subscriptions and Memberships		
ARA	780500	60	00	00	Books, Publications, Compact Disks, Videos & Subscriptions		600
					Misc. Publications	600	
ARA	780100	60	00	00	Dues & Memberships		510
					AAAE	230	
					ATME	250	
					DOVA	30	
TOTAL OPERATING EXPENSES							\$ 80,660
SECTION TOTAL							\$ 204,550

ASHEVILLE REGIONAL AIRPORT AUTHORITY

Guest Services

Fiscal Year 2009/2010

Budget to Budget Variance Analysis

I.D. #	Description	FY 2009 Budget	FY 2010 Budget	Increase/ (Decrease)	Percent	Reason
500000	Regular Salaries	80,284	85,130	4,846	6.0%	
500020	Regular Overtime	1,408	2,120	712	50.6%	
500030	Allocated Benefits	33,719	36,640	2,921	8.7%	
	Total Personal Services	115,411	123,890	8,479	7.3%	
604015	Financial		1,000	1,000	100.0%	
604020	Physicals and Drug Screens		1,000	1,000	100.0%	
647000	Other Contractual Services	225,000.00	0	(225,000)	-100.0%	
650000	Travel, Per Diem, Conference Registration	2,600.00	4,200	1,600	61.5%	
651000	Training & Education	2,000.00	2,000	0	0.0%	
660000	Postage	300.00	0	(300)	-100.0%	
710000	Other Repairs and Maintenance	550.00	0	(550)	-100.0%	
730000	Other Printing & Binding	1,500.00	1,600	100	6.7%	
740005	Radio	2,000.00	1,750	(250)	-12.5%	
740015	Print	1,000.00	750	(250)	-25.0%	
740115	Employee/Tenant Events	725.00	1,000	275	37.9%	
760000	Office Supplies	1,500.00	0	(1,500)	-100.0%	
770300	Other Operating Supplies	0.00	61,650	61,650	100.0%	
771000	Operating Furniture, Fixtures and Equipment	2,500.00	1,100	(1,400)	-56.0%	
771500	Uniforms	3,000.00	3,500	500	16.7%	
780500	Books & Publications	600.00	600	0	0.0%	
780100	Dues & Memberships	510.00	510	0	0.0%	
	Total Services & Mat'ls.	243,785	80,660	(163,125)	-66.9%	
	Department Total	359,196	204,550	(154,646)	-43.1%	

ASHEVILLE REGIONAL AIRPORT AUTHORITY

Guest Services

Fiscal Year 2009/2010

Budget to Actual Variance Analysis

I.D. #	Description	FY 2009 Actual 5 Months	FY 2009 Estimate	FY 2010 Budget	Increase/ (Decrease)	Percent	Reason
500000	Regular Salaries	31,122.00	74,693	85,130	10,437	14.0%	
500020	Regular Overtime	536.00	1,286	2,120	834	64.8%	
500030	Allocated Benefits	13,296.36	31,911	36,640	4,729	14.8%	
	Total Personal Services	44,954.36	107,890	123,890	16,000	14.8%	
604015	Financial		0	1,000	1,000	100.0%	
604020	Physicals and Drug Screens		0	1,000	1,000	100.0%	
650000	Travel, Per Diem, Conference Registration	1,547.00	2,910	4,200	1,290	44.3%	
651000	Training & Education		1,600	2,000	400	25.0%	
660000	Postage	10.00	275	0	(275)	-100.0%	
730000	Other Printing & Binding		1,400	1,600	200	14.3%	
740005	Radio		1,750	1,750	0	0.0%	
740015	Print		500	750	250	50.0%	
740115	Employee/Tenant Events		400	1,000	600	150.0%	
760000	Office Supplies		1,580	0	(1,580)	-100.0%	
770300	Other Operating Supplies		0	61,650	61,650	100.0%	
771000	Operating Furniture, Fixtures and Equipment		3,008	1,100	(1,908)	-63.4%	
771500	Uniforms	856.00	3,300	3,500	200	6.1%	
780500	Books & Publications		435	600	165	37.9%	
780100	Dues & Memberships		475	510	35	7.4%	
	Total Services & Mat'ls.	2,413	17,633	80,660	63,027	357.4%	
	Department Total	47,367	125,523	204,550	79,027	63.0%	

ASHEVILLE REGIONAL AIRPORT AUTHORITY
ASHEVILLE REGIONAL AIRPORT
Information Technology
BASIC OPERATING BUDGET
FY 2009-2010

Fund **ARA**
Department **Information Technology**
Department # **20**
Cost Center **00**
Source **00**

Account Code					Description	Item	Summary
Fund	Acct.	Sec.	C.C.	Source		Amount	Amount

PERSONNEL SERVICES

ARA	500000	20	00	00	Regular Salaries	\$ 143,150	\$ 143,150
ARA	500020	20	00	00	Regular Overtime	720	720
ARA	500030	20	00	00	Allocated Benefits	60,130	60,130
TOTAL PERSONNEL SERVICES							\$ 204,000

OPERATING EXPENSES

Professional Services

ARA	604000	20	00	00	Other Professional Services		9,500
					DPS: Fingerprinting	3,000	
					IT: Offsite Backup	5,000	
					IT: Proactive Server managed service	1,500	
ARA	604043	20	00	00	Website		2,150
					IT: Netriplex Dedicated Server Web Hosting	2,150	

Contractual Services

ARA	644000	20	00	00	Computer Technical Support		21,920
					FINANCE: Microsoft Dynamics Technical Support	3,820	
					STS: Cisco Technical Support: VoIP (Year 2)	6,750	
					STS: Cisco Technical Support: Routing (Year 2)	6,750	
					IT: EMC Storage Area Network Technical Support (Years 3-4)	4,600	
ARA	647000	20	00	00	Other Contractual Services		60,380
					STS: OAG Flight Feeds (Integrated with Com-Net)	10,000	
					STS: Com-Net Software	20,050	
					IT: FlightView (www.flyavl.com)	2,700	
					IT: Swiftrip	5,300	
					IT: Katalyst Network Group	4,200	
					ARAA: Muzak	2,800	
					IT: Domain Renewals (Managed Account)	700	
					IT: SSL Certification Renewal (Managed Account)	600	
					IT: Helpdesk	900	
					ARAA: MyFax	1,470	
					ARAA: Networked Copier (Black) Toner and Service Agreement	1,610	
					ARAA: Networked Copier (Color) Toner and Service Agreement	4,000	
					MAINT: GasBoy Service Agreement	150	
					MAINT: Infor MP2 Service Agreement	2,400	
					MAINT: Scan System Service Agreement	3,500	
ARA	700300	20	00	00	Security System Mgt Contract		20,170
					ARAA: I-SYS Maintenance Contract/Service Agreement	20,170	

ASHEVILLE REGIONAL AIRPORT AUTHORITY
ASHEVILLE REGIONAL AIRPORT
Information Technology
BASIC OPERATING BUDGET
FY 2009-2010

Fund **ARA**
Department **Information Technology**
Department # **20**
Cost Center **00**
Source **00**

Account Code					Description	Item	Summary
Fund	Acct.	Sec.	C.C.	Source		Amount	Amount
Travel and Training							
ARA	650000	20	00	00	Travel, Per Diem, Conference Registraion		10,200
					ACI-NA Annual Conference - Austin, TX (Oct. 2009)	2,500	
					ACI-NA Economics and Finance Conference - (2010)	2,200	
					31st Annual North Carolina Airports Conference	1,000	
					AAAE-SEC Annual Conference - Memphis, TN (April 2010)	2,100	
					Travel Allowance Reimbursement	2,400	
ARA	651000	20	00	00	Training & Education		4,400
					IT: Cisco Training Part I (online)	1,700	
					IT: Train the Trainer	1,700	
					IT: Joomla (flyavl.com, .net) Training in Administration	500	
					IT: Internal Staff Training + Lunch/Learns	500	
Communications and Freight							
ARA	662000	20	00	00	Telecommunications		51,960
					MAINT: 828-687-1765 - Fire Alarm Lines	1,400	
					Hangar: - Fire Alarm Lines (est)	1,400	
					ARAA: Telecommunications (2 qty PRI, 2 qty T1)	29,240	
					MAINT: Pagers	700	
					ARAA: Cell/Mobile	13,260	
					ARAA: Long Distance	1,800	
					DPS: Emergency Copper Line	660	
					DEV: Wireless Air Card - Verizon	200	
					ARAA: Additional Emergency Copper Lines for Tenants (5 qu	3,300	
ARA	663000	20	00	00	Online Services		170
					IT: Static IP Addresses	170	
Rentals and Leases							
ARA	664000	20	00	00	Rentals and Leases		12,220
					ARAA: Savin Lease	4,260	
					MAINT/DPS: Savin(s) Lease	6,000	
					GUEST: Savin Lease	1,960	
General Repairs and Maintenance							
ARA	710000	20	00	00	Other Repairs and Maintenance		6,400
					IT: Shared Tenant Services	3,000	
					IT: CNN Alignment and Polarization	900	
					IT: General Maintenance	2,500	
Operating Supplies							
ARA	770300	20	00	00	Other Operating Supplies		16,250
					ARAA: Mobile Phone Accessories & Supplies	1,750	

ASHEVILLE REGIONAL AIRPORT AUTHORITY
ASHEVILLE REGIONAL AIRPORT
Information Technology
BASIC OPERATING BUDGET
FY 2009-2010

Fund ARA
Department Information Technology
Department # 20
Cost Center 00
Source 00

Account Code					Description	Item	Summary
Fund	Acct.	Sec.	C.C.	Source		Amount	Amount
					IT: Misc Computer Supplies	2,000	
					ARAA: Printer Ink and Toner	5,000	
					IT: Utility Software Updates	5,500	
					IT: Computer Office Supplies	2,000	
ARA	771000	20	00	00	Operating Furniture, Fixtures, Equipment and Software Greater than \$100 & up to \$5,000		26,660
					IT: Power Management	1,000	
					IT: Network Management	1,000	
					ARAA: Symantec Endpoint Protection 11.x - 12.x	2,500	
					ARAA: Symantec Mail Security for Exchange + Brightmail An	3,000	
					ARAA: Microsoft Office 2007 (13 user)	5,760	
					ARAA: Adobe Acrobat 9 Professional	750	
					HR: 22" LCD Monitor Upgrade	400	
					IT: Firewall Maintenance and Support/Spam/Spyware/Web F	5,250	
					IT: Nomadix Internet Gateway Maintenance and Support	1,000	
					IT: CallRex Call Recording	700	
					IT: Call Accounting	700	
					MAINT: Desktop (Inventory Controller)	1,350	
					DPS: Desktop (Comm Center)	1,350	
					ARAA: Laptop (Marketing Director) (\$1900)	1,900	
Books, Publications, Subscriptions and Memberships							
ARA	780500	20	00	00	Books, Publications, Compact Disks, Videos & Subscriptions		2,800
					IT: 2010 Policy and Procedure	500	
					IT: General Publications	750	
					IT: Networking Publications	500	
					IT: Microsoft TechNet	1,050	
ARA	780100	20	00	00	Dues & Memberships		1,320
					NCAA	120	
					AAAE	750	
					AAAE-SEC	150	
					Experts-exchange	300	
ARA	780503	20	00	00	Licenses & Certifications		200
					IT: AA AE Certified Member	200	
TOTAL OPERATING EXPENSES							\$ 246,700
SECTION TOTAL							\$ 450,700

ASHEVILLE REGIONAL AIRPORT AUTHORITY
Information Technology
Fiscal Year 2009/2010
Budget to Budget Variance Analysis

I.D. #	Description	FY 2009 Budget	FY 2010 Budget	Increase/ (Decrease)	Percent	Reason
500000	Regular Salaries	134,769	143,150	8,381	6.2%	Additional IT Staff
500015	Salary Adjustment Pool		0	0	N/A	
500030	Allocated Benefits	56,603	60,130	3,527	6.2%	
	Total Personal Services	191,372	204,000	12,628	6.6%	
604000	Other Professional Services	10,385.00	9,500	(885)	-8.5%	Budget Cuts
604043	Website Maintenance		2,150	2,150	100.0%	Moved from Other Contractual Services
644000	Computer Tech. Support	1,800.00	21,920	20,120	1117.8%	Moved from Other Contractual Services and Other
647000	Other Contractual Services	61,972.00	60,380	(1,592)	-2.6%	Repairs and Maintenance
700300	Security System Mgt Contract		20,170	20,170	100.0%	Budget Cuts
650000	Travel, Per Diem, Conference Registration	4,000.00	10,200	6,200	155.0%	New ACS/CCTV Service Agreement
651000	Training & Education	4,350.00	4,400	50	1.1%	Added Travel Reimbursement for IT Director
662000	Telecommunications	28,383.00	51,960	23,577	83.1%	Additional IT Staff
663000	Online Services	12,320.00	170	(12,150)	-98.6%	Moved from Online Services, additional fire alarm and backup POTS lines
664000	Rentals and Leases	10,592.00	12,220	1,628	15.4%	Moved to Telecommunications
710000	Other Repairs and Maintenance	30,263.00	6,400	(23,863)	-78.9%	Added Guest Services Network Copier
760000	Office Supplies	2,050.00	0	(2,050)	-100.0%	Moved to Computer Tech Support
770300	Other Operating Supplies	17,485.00	16,250	(1,235)	-7.1%	Additional IT Staff
771000	Operating Furniture, Fixtures and Equipment	26,575.00	26,660	85	0.3%	Budget Cuts
780500	Books & Publications	1,199.00	2,800	1,601	133.5%	Budget Cuts
780100	Dues & Memberships	1,320.00	1,320	0	0.0%	Additional IT Staff
780503	Licenses & Certifications		200	200	100.0%	Additional IT Staff
	Total Services & Mat'ls.	212,694	246,700	34,006	16.0%	New request for IT Director
	Department Total	404,066	450,700	46,634	11.5%	

ASHEVILLE REGIONAL AIRPORT AUTHORITY
Information Technology
Fiscal Year 2009/2010
Budget to Actual Variance Analysis

I.D. #	Description	FY 2009 Actual 5 Months	FY 2009 Estimate	FY 2010 Budget	Increase/ (Decrease)	Percent	Reason
500000	Regular Salaries	39,317.00	125,437	143,150	17,713	14.1%	Additional IT Staff
500020	Regular Overtime		0	720	720	100.0%	New line item for IT Staff
500030	Allocated Benefits	16,513.14	52,684	60,130	7,446	14.1%	Additional IT Staff
	Total Personal Services	55,830.14	178,121	204,000	25,879	14.5%	
604000	Other Professional Services	7,262.00	12,862	9,500	(3,362)	-26.1%	Budget cut
604043	Website Maintenance		0	2,150	2,150	100.0%	Moved from Other Contractual Services
644000	Computer Tech. Support		0	21,920	21,920	100.0%	Moved from Other Contractual Services
647000	Other Contractual Services	14,506.00	61,972	60,380	(1,592)	-2.6%	Accounting, and Call Recording software
700300	Security System Mgt Contract		0	20,170	20,170	100.0%	New line item for IT Staff
650000	Travel, Per Diem, Conference Registration	2,873.00	7,173	10,200	3,027	42.2%	
651000	Training & Education		0	4,400	4,400	100.0%	Additional IT Staff
661000	Express Main Delivery	37.00	89	0	(89)	-100.0%	
662000	Telecommunications	12,734.00	30,562	51,960	21,398	70.0%	Moved items from Online Services to here
663000	Online Services	4,491.00	12,320	170	(12,150)	-98.6%	Moved items to Telecommunications from here
664000	Rentals and Leases	6,835.00	12,000	12,220	220	1.8%	Guest Services copier not installed yet
710000	Other Repairs and Maintenance	4,840.00	15,616	6,400	(9,216)	-59.0%	Moved to Computer Tech Support
730000	Other Printing & Binding	30.00	72	0	(72)	-100.0%	
760000	Office Supplies	1,187.00	2,849	0	(2,849)	-100.0%	
770300	Other Operating Supplies	4,568.00	17,400	16,250	(1,150)	-6.6%	Budget cut
771000	Operating Furniture, Fixtures and Equipment	11,760.00	26,000	26,660	660	2.5%	Budget cut
780500	Books & Publications	464.00	1,114	2,800	1,686	151.4%	Additional IT Staff
780100	Dues & Memberships	259.00	1,320	1,320	0	0.0%	Additional IT Staff
780503	Licenses & Certifications		0	200	200	100.0%	New line item for IT Staff
790000	Contingency	3,600.00	3,600	0	(3,600)	-100.0%	n/a
	Total Services & Mat'ls.	75,446	204,948	246,700	41,752	20.4%	
	Department Total	131,276	383,069	450,700	67,631	17.7%	

ASHEVILLE REGIONAL AIRPORT AUTHORITY
ASHEVILLE REGIONAL AIRPORT
Marketing and Public Relations
BASIC OPERATING BUDGET
FY 2009-2010

Fund ARA
Department Marketing and Public Relations
Department # 30
Cost Center 00
Source 00

Account Code					Description	Item	Summary
Fund	Acct.	Sec.	C.C.	Source		Amount	Amount

PERSONNEL SERVICES

ARA	500000	30	00	00	Regular Salaries	\$ 140,610	\$ 140,610
ARA	500020	30	00	00	Regular Overtime	300	300
ARA	500030	30	00	00	Allocated Benefits	59,190	59,190
TOTAL PERSONNEL SERVICES							\$ 200,100

OPERATING EXPENSES

Professional Services

ARA	604016	30	00	00	Artwork and Creative Production Artwork and creative production	13,500	13,500
ARA	604017	30	00	00	Surveys, Reports & Data Surveys, Reports and Data	15,000	15,000
ARA	641000	30	00	00	Temporary Help Holiday Help	1,500	1,500

Travel and Training

ARA	650000	30	00	00	Travel, Per Diem, Conference Registraion Customer Service and Education Conference	1,700	17,200
					ACI Marketing & Communications/ Jumpstart	2,750	
					AAAE/ACI Annual Conf.	2,750	
					3CMA or TIA Confernece	1,700	
					SEC AAAE or NCACC	2,000	
					Art in Airport Conference	1,750	
					NC Governors conference on Toursim	900	
					Local Travel	3,600	
					PRAWNC networking functions	50	
ARA	651000	30	00	00	Training & Education Professional Development	2,000	2,000

General Repairs and Maintenance

ARA	710000	30	00	00	Other Repairs and Maintenance Piano Tuning	100	100
-----	--------	----	----	----	---	-----	-----

Printing & Binding

ARA	730000	30	00	00	Other Printing & Binding Misc. Print Projects, brochures, holiday cards	7,300	7,300
ARA	730001	30	00	00	Banners Banners	500	500
ARA	730010	30	00	00	Comment Cards Comment Cards	300	300

Promotional Activities

ASHEVILLE REGIONAL AIRPORT AUTHORITY
ASHEVILLE REGIONAL AIRPORT
Marketing and Public Relations
BASIC OPERATING BUDGET
FY 2009-2010

Fund ARA
Department Marketing and Public Relations
Department # 30
Cost Center 00
Source 00

Account Code					Description	Item	Summary
Fund	Acct.	Sec.	C.C.	Source		Amount	Amount
ARA	740005	30	00	00	Radio		66,200
					Clear Channel - Committed July - December	14,200	
					SAGA - July - December	13,500	
					Clear Channel - January - July	14,500	
					SAGA - January - July	13,500	
					WHKP Annual	1,500	
					External Markets/Misc. Radio	9,000	
ARA	740010	30	00	00	Billboards		27,300
					Fairway Outdoor	22,300	
					AVL Tourists	5,000	
ARA	740015	30	00	00	Print		38,400
					Journal Communications - AVL CVB	2,200	
					Mountain Seasons - Henderson CVB	800	
					WNC Magazine	5,000	
					Beverly Hanks Relo Guide	900	
					Advantage West	3,000	
					Southern Living	16,000	
					Citizen Times	1,500	
					Hendersonville Times News	1,500	
					Economic Development - Business NC 2010	3,000	
					Miscellaneous/Sophie Magazine	4,500	
ARA	740020	30	00	00	TV		49,000
					Charter	24,500	
					WLOLS	24,500	
ARA	740030	30	00	00	Telephone Book		2,420
					Yellowbook	1,600	
					Bellsouth	820	
ARA	740100	30	00	00	Other Promotional Events/Sponsorships		19,000
					Fly Aways and Other Promotions	19,000	
ARA	740101	30	00	00	Community Events/Exhibits/Sponsorships		24,300
					Asheville Chamber Business Awards, banquets	3,500	
					Henderson Chamber Business Awards, Banquets	2,000	
					Land-of-Sky (committed per contract)	3,650	
					Apple or White Squirrel Festival	3,500	
					Women's Expo	1,500	
					Health Adventure (Momentum)	5,000	
					Arboretum	3,500	
					Camp Director Breakfast/Business Travel Forum	400	

ASHEVILLE REGIONAL AIRPORT AUTHORITY
ASHEVILLE REGIONAL AIRPORT
Marketing and Public Relations
BASIC OPERATING BUDGET
FY 2009-2010

Fund ARA
Department Marketing and Public Relations
Department # 30
Cost Center 00
Source 00

Account Code					Description	Item	Summary
Fund	Acct.	Sec.	C.C.	Source		Amount	Amount
					WNC Nature Center (per contract)	1,250	
ARA	740115	30	00	00	Employee/Tenant Events		4,900
					Tenant Holiday Thank You	800	
					Tenant BBQ, pipe/drape, food, entertainment	4,100	
Operating Supplies							
ARA	770301	30	00	00	Art Program Supplies		2,250
					Posters, Brochures, supplies, etc.	2,250	
ARA	770305	30	00	00	Promotional Items		14,750
					Luggage Tags, Emory Boards and Pens	2,500	
					Coffee Mugs, Water bottles or Travel Mugs	2,500	
					In Kind for Land of sky - Committed	3,000	
					Auto Sunshades /hats/T-shirts	1,500	
					Picture frames - Honor Air Flights; based on 2/yr	1,750	
					Staff apparel Items	3,500	
ARA	770310	30	00	00	Holiday Decorations		1,000
					Chairs, Stage, Other Equipment, Replacement Tree lights	1,000	
ARA	771000	30	00	00	Operating Furniture, Fixtures, Equipment and Software		530
					Greater than \$100 & up to \$5,000		
					Telephoto Camera Lens	530	
Books, Publications, Subscriptions and Memberships							
ARA	780500	30	00	00	Books, Publications, Compact Disks, Videos & Subscriptions		2,930
					Royalty free photos/CDs for ad design/misc. pubs	2,500	
					AP Style Guides/Communication Arts/Ad Age	50	
					How magazine	30	
					Citizen Times subscription	200	
					Times News Subscription	150	
ARA	780100	30	00	00	Dues & Memberships		5,480
					Asheville Chamber	630	
					Haywood Chamber	380	
					Hendersonville Chamber	460	
					Jackson Chamber	210	
					Madison Chamber	270	
					McDowell Chamber	290	
					Mitchell County Chamber	350	
					Polk Chamber	350	
					Rutherford Chamber	220	
					Transylvania/Brevard Chamber	360	

ASHEVILLE REGIONAL AIRPORT AUTHORITY
ASHEVILLE REGIONAL AIRPORT
Marketing and Public Relations
BASIC OPERATING BUDGET
FY 2009-2010

Fund ARA
 Department Marketing and Public Relations
 Department # 30
 Cost Center 00
 Source 00

Account Code					Description	Item	Summary
Fund	Acct.	Sec.	C.C.	Source		Amount	Amount
					Yancey Chamber	280	
					Blue Ridget Mountain Host	600	
					Fletcher Area Business Association	300	
					AAAE	230	
					ACI Membership	140	
					ATME, TIA or STS	300	
					PRAWNC	70	
					SEC	40	
TOTAL OPERATING EXPENSES							<u>\$ 315,860</u>
SECTION TOTAL							<u><u>\$ 515,960</u></u>

ASHEVILLE REGIONAL AIRPORT AUTHORITY
Marketing and Public Relations
Fiscal Year 2009/2010
Budget to Budget Variance Analysis

I.D. #	Description	FY 2009 Budget	FY 2010 Budget	Increase/ (Decrease)	Percent	Reason
500000	Regular Salaries	133,848	140,610	6,762	5.1%	
500020	Regular Overtime	1,325	300	(1,025)	-77.4%	
500030	Allocated Benefits	56,800	59,190	2,390	4.2%	
	Total Personal Services	191,973	200,100	8,127	4.2%	
604016	Artwork and Creative Production	22,800	13,500	(9,300)	-40.8%	
604017	Surveys, Reports & Data	23,400	15,000	(8,400)	-35.9%	
641000	Temporary Help	2,465	1,500	(965)	-39.1%	
650000	Travel, Per Diem, Conference Registration	11,100	17,200	6,100	55.0%	Increase to accommodate Mileage reimbursement
651000	Training & Education	2,000	2,000	0	0.0%	Moved Airports round table to correct line.
660000	Postage	3,540	0	(3,540)	-100.0%	
661000	Express Main Delivery	75	0	(75)	-100.0%	
710000	Other Repairs and Maintenance	180	100	(80)	-44.4%	
730000	Other Printing & Binding	9,250	7,300	(1,950)	-21.1%	
730001	Banners	1,500	500	(1,000)	-66.7%	
730010	Comment Cards	350	300	(50)	-14.3%	
740005	Radio	45,000	66,200	21,200	47.1%	in market
740010	Billboards	25,800	27,300	1,500	5.8%	
740015	Print	30,000	38,400	8,400	28.0%	Advantage West Guide is new
740020	TV	52,500	49,000	(3,500)	-6.7%	
740030	Telephone Book	4,500	2,420	(2,080)	-46.2%	
740100	Promotional Events/Sponsorships	21,250	19,000	(2,250)	-10.6%	changes
740101	Other Community Events/Exhibits/Sponsorships	25,900	24,300	(1,600)	-6.2%	changes
740115	Employee/Tenant Events	5,450	4,900	(550)	-10.1%	
760000	Office Supplies	2,700	0	(2,700)	-100.0%	
770301	Art Program	2,475	2,250	(225)	-9.1%	There will be 4 exhibits in FY
770305	Promotional Items	22,500	14,750	(7,750)	-34.4%	
770310	Holiday Decorations	800	1,000	200	25.0%	
771000	Operating Furniture, Fixtures and Equipment	4,760	530	(4,230)	-88.9%	
780500	Books & Publications	3,446	2,930	(516)	-15.0%	
780100	Dues & Memberships	5,068	5,480	412	8.1%	Costs with Chambers of Commerce have increased
	Total Services & Mat'ls.	328,809	315,860	(12,949)	-3.9%	

Department Total

520,782	515,960	(4,822)	-0.9%
---------	---------	---------	-------

ASHEVILLE REGIONAL AIRPORT AUTHORITY
Marketing and Public Relations
Fiscal Year 2009/2010
Budget to Actual Variance Analysis

I.D. #	Description	FY 2009 Actual 5 Months	FY 2009 Estimate	FY 2010 Budget	Increase/ (Decrease)	Percent	Reason
500000	Regular Salaries	55,039.00	132,094	140,610	8,516	6.4%	
500020	Regular Overtime	9.00	22	300	278	1288.9%	
500030	Allocated Benefits	23,120.16	55,488	59,190	3,702	6.7%	
	Total Personal Services	78,168.16	187,604	200,100	12,496	6.7%	
604016	Artwork and Creative Production	4,533.18	13,750	13,500	(250)	-1.8%	
604017	Surveys, Reports & Data	50.00	17,250	15,000	(2,250)	-13.0%	
641000	Temporary Help	303.84	1,215	1,500	285	23.5%	
650000	Travel, Per Diem, Conference Registration	4,273.03	13,195	17,200	4,005	30.4%	
651000	Training & Education	1,645.48	1,760	2,000	240	13.6%	
660000	Postage	32.35	1,743	0	(1,743)	-100.0%	
661000	Express Main Delivery		94	0	(94)	-100.0%	
710000	Other Repairs and Maintenance		0	100	100	100.0%	
730000	Other Printing & Binding	538.74	6,980	7,300	320	4.6%	
730001	Banners		0	500	500	100.0%	
730010	Comment Cards		0	300	300	100.0%	
740005	Radio	18,579.70	56,628	66,200	9,572	16.9%	
740010	Billboards	9,602.00	27,321	27,300	(21)	-0.1%	
740015	Print	4,842.00	35,596	38,400	2,804	7.9%	
740020	TV	16,171.00	43,381	49,000	5,619	13.0%	
740030	Telephone Book	1,563.00	2,148	2,420	272	12.7%	
740100	Other Promotional Events/Sponsorships	3,000.00	21,692	19,000	(2,692)	-12.4%	
740101	Community Events/Exhibits/Sponsorships	18,402.98	24,904	24,300	(604)	-2.4%	
740115	Employee/Tenant Events	3,325.00	5,033	4,900	(133)	-2.6%	
760000	Office Supplies	92.93	2,230	0	(2,230)	-100.0%	
770301	Art Program	1,015.96	2,438	2,250	(188)	-7.7%	
770305	Promotional Items	13,157.73	20,500	14,750	(5,750)	-28.0%	
770310	Holiday Decorations	47.94	950	1,000	50	5.3%	
771000	Operating Furniture, Fixtures and Equipment		0	530	530	100.0%	
780500	Books & Publications	54.88	2,432	2,930	498	20.5%	
780100	Dues & Memberships	1,185.00	5,373	5,480	107	2.0%	
	Total Services & Mat'ls.	102,417	306,613	315,860	9,247	3.0%	
	Department Total	180,585	494,217	515,960	21,743	4.4%	

ASHEVILLE REGIONAL AIRPORT AUTHORITY
ASHEVILLE REGIONAL AIRPORT
Operations & Maintenance
BASIC OPERATING BUDGET
FY 2009-2010

Fund ARA
Department Operations & Maintenance
Department # 40
Cost Center 00
Source 00

Account Code					Description	Item	Summary
Fund	Acct.	Sec.	C.C.	Source		Amount	Amount

PERSONNEL SERVICES

ARA	500000	40	00	00	Regular Salaries	\$ 716,090	\$ 716,090	
ARA	500020	40	00	00	Regular Overtime	15,000	15,000	
ARA	500030	40	00	00	Allocated Benefits	307,060	307,060	
TOTAL PERSONNEL SERVICES							\$ 1,038,150	

OPERATING EXPENSES

Professional Services

ARA	604020	40	00	00	Physicals and Drug Screens		2,500
					CDL	2,500	

Contractual Services

ARA	645000	40	00	00	Landscaping		12,600
					RAC CAM Landscaping Contract	12,600	
ARA	646500	40	00	00	Parking Management Contract		284,600
					Annual Parking Management Budget	284,600	
ARA	647000	40	00	00	Other Contractual Services		51,500
					Automatic Door Contract	7,500	
					Uniform Cleaning & Mats (Maintenance & Janitorial)	14,000	
					NCDOL Inspections	800	
					Fire Sprinkler Inspections	3,000	
					Waste Removal	19,800	
					Pest Control	900	
					Lobby Plants	5,500	
ARA	700100	40	00	00	Elevator Maintenance Contract		12,700
					Elevator & Escalator Contract	12,700	
ARA	700200	40	00	00	Fire Alarm Systems Contract		12,700
					Fire Alarm Systems-Infinity	1,200	
					Fire Alarm Systems-Simplex	11,500	

Travel and Training

ARA	650000	40	00	00	Travel, Per Diem, Conference Registration		18,500
					SEC Annual Conference	2,000	
					NCAA Conference	1,700	
					AGTA Conference	2,000	
					Facilities Conference	1,500	
					Maintenance Seminar (2)	1,600	
					Annual Snow Symposium	2,500	
					Operations Conference	2,000	
					Basic Airport Safety & Operations Specialist School	1,600	

ASHEVILLE REGIONAL AIRPORT AUTHORITY
ASHEVILLE REGIONAL AIRPORT
Operations & Maintenance
BASIC OPERATING BUDGET
FY 2009-2010

Fund ARA
Department Operations & Maintenance
Department # 40
Cost Center 00
Source 00

Account Code					Description	Item	Summary
Fund	Acct.	Sec.	C.C.	Source		Amount	Amount
					FAA Annual Certification Conference	1,000	
					Local Travel	2,600	
ARA	651000	40	00	00	Training & Education		1,200
					Professional Development	1,200	
Utility Services							
ARA	680500	40	00	00	Electricity		275,000
					Electric	260,000	
					RAC CAM	15,000	
ARA	689500	40	00	00	Natural Gas		95,000
					Natural Gas	95,000	
ARA	694500	40	00	00	Water/Sewer		55,000
					Terminal, DPS, CAP and Maintenance	30,000	
					RAC CAM	20,000	
					Annual Fire Line and Back Flow City Fees	5,000	
General Repairs and Maintenance							
ARA	710100	40	00	00	Terminal, Buildings and Grounds		167,500
					Terminal, Buildings and Grounds	159,000	
					Wildlife Program	8,500	
ARA	710200	40	00	00	Vehicles and Heavy Equipment		33,000
					Vehicles and Heavy Equipment	25,000	
					Volvo Loader Tires	8,000	
ARA	710300	40	00	00	Airport and Airfield Equipment		35,000
					Airport and Airfield Equipment	35,000	
ARA	740115	40	00	00	Employee/Tenant Events		2,000
					Employee Events and Conference Hosting	2,000	
Operating Supplies							
ARA	770100	40	00	00	Vehicle Fuel		39,000
					Vehicle and Equipment Fuel	39,000	
ARA	770200	40	00	00	Shop Supplies		6,000
					Shop Supplies	6,000	
ARA	770300	40	00	00	Other Operating Supplies		7,500
					Operations Supplies	7,500	
ARA	770400	40	00	00	Chemicals & Safety		10,500
					Chemicals and Safety	10,500	
ARA	770500	40	00	00	Small Tools and Equipment		10,000
					Small Tools and Equipment	10,000	
ARA	770650	40	00	00	Custodial Consumables		30,000
					Custodial Consumables	30,000	

ASHEVILLE REGIONAL AIRPORT AUTHORITY
ASHEVILLE REGIONAL AIRPORT
Operations & Maintenance
BASIC OPERATING BUDGET
FY 2009-2010

Fund **ARA**
Department **Operations & Maintenance**
Department # **40**
Cost Center **00**
Source **00**

Account Code					Description	Item	Summary
Fund	Acct.	Sec.	C.C.	Source		Amount	Amount
ARA	771000	40	00	00	Operating Furniture, Fixtures, Equipment and Software Greater than \$100 & up to \$5,000		2,000
					Other Equipment/Furniture for Maintenance & Operations	2,000	
ARA	771500	40	00	00	Uniforms		3,300
					Employee Shoe Allowance	1,700	
					Winter Weather Gear	1,200	
					Prescription Safety Glasses	400	
Books, Publications, Subscriptions and Memberships							
ARA	780500	40	00	00	Books, Publications, Compact Disks, Videos & Subscriptions		1,300
					General Publications	1,300	
						-	
ARA	780100	40	00	00	Dues & Memberships		1,810
					AAAE-3	680	
					AGTA-2	900	
					SEC-2	110	
					NCAA Annual Dues	120	
TOTAL OPERATING EXPENSES							\$ 1,170,210
SECTION TOTAL							\$ 2,208,360

ASHEVILLE REGIONAL AIRPORT AUTHORITY
Operations & Maintenance
Fiscal Year 2009/2010
Budget to Budget Variance Analysis

I.D. #	Description	FY 2009 Budget	FY 2010 Budget	Increase/ (Decrease)	Percent	Reason
500000	Regular Salaries	698,790	716,090	17,300	2.5%	
500020	Regular Overtime	40,200	15,000	(25,200)	-62.7%	
500030	Allocated Benefits	310,376	307,060	(3,316)	-1.1%	
	Total Personal Services	1,049,366	1,038,150	(11,216)	-1.1%	Annual Wage Adjustment
604020	Physicals and Drug Screens		2,500	2,500	100.0%	Added to Budget
645000	Landscaping	6,000	12,600	6,600	110.0%	Rental Car Landscaping Contract
646000	Janitorial Services	25,500	0	(25,500)	-100.0%	Cancelled Contract with In-House Service
646500	Parking Management Contract	250,000	284,600	34,600	13.8%	Adjustments in Wages and 24 Hour Coverage
647000	Other Contractual Services	33,125	51,500	18,375	55.5%	Elevator Contract Reduced
700100	Elevator Maintenance Contract	14,480	12,700	(1,780)	-12.3%	New Contract
700200	Fire Alarm Systems Contract	11,425	12,700	1,275	11.2%	Contract Price Increase
700300	Security System Mgt Contract	11,500	0	(11,500)	-100.0%	Moved to IT Budget
650000	Travel, Per Diem, Conference Registration	18,800	18,500	(300)	-1.6%	Added Local Travel and Annual FAA Conference
651000	Training & Education	1,200	1,200	0	0.0%	Added Degree Program Funds to this Line Item
660000	Postage		0	0	N/A	New Budget Item
661000	Express Main Delivery		0	0	N/A	New Budget Item
680500	Electricity	242,021	275,000	32,979	13.6%	Increases in new rates and the addition of Space
689500	Natural Gas	88,137	95,000	6,863	7.8%	Increases in new rates and the addition of Space
694500	Water/Sewer	38,000	55,000	17,000	44.7%	Increases in new rates and the addition of Space
710100	Terminal, Buildings and Grounds	190,000	167,500	(22,500)	-11.8%	Removed Carpet Replacement Funds
710200	Vehicles and Heavy Equipment	25,000	33,000	8,000	32.0%	Added \$18,000 for ARFF and Loader Tires
710300	Airport and Airfield Equipment	42,000	35,000	(7,000)	-16.7%	
760000	Office Supplies	2,500	0	(2,500)	-100.0%	Moving to Human Resources Budget
770100	Vehicle Fuel	38,000	39,000	1,000	2.6%	Fuel Decreases
770200	Shop Supplies	6,000	6,000	0	0.0%	Increase in Cost and Needed Supplies
770300	Other Operating Supplies	6,500	7,500	1,000	15.4%	Cost and Increases in Supplies
770310	Holiday Decorations	2,000	0	(2,000)	-100.0%	Moved to Marketing Budget
770400	Chemicals & Safety	5,000	10,500	5,500	110.0%	
770500	Small Tools and Equipment	10,000	10,000	0	0.0%	Custodial Equipment was Purchased
770650	Custodial Consumables	43,300	30,000	(13,300)	-30.7%	
771000	Operating Furniture, Fixtures and Equipment	2,000	2,000	0	0.0%	New Furniture item added
771500	Uniforms	3,100	3,300	200	6.5%	Winter Gear Purchased For Some in Custodial
780500	Books & Publications	1,200	1,300	100	8.3%	Increases in Cost

780100	Dues & Memberships	1,625	1,810	185	11.4%	Increases In Cost
	Total Services & Mat'ls.	1,118,413	1,170,210	51,797	4.6%	
	Department Total	2,167,779	2,208,360	40,581	1.9%	

ASHEVILLE REGIONAL AIRPORT AUTHORITY
Operations & Maintenance
Fiscal Year 2009/2010
Budget to Actual Variance Analysis

I.D. #	Description	FY 2009 Actual 5 Months	FY 2009 Estimate	FY 2010 Budget	Increase/ (Decrease)	Percent	Reason
500000	Regular Salaries	212,040	550,896	716,090	165,194	30.0%	Temporary Help
500015	Salary Adjustment Pool	3,873	0	0	0	N/A	
500020	Regular Overtime	97,138	25,000	15,000	(10,000)	-40.0%	Snow Removal Season has been mild
500030	Allocated Benefits		231,376	307,060	75,684	32.7%	
	Total Personal Services	313,051	807,272	1,038,150	230,878	28.6%	
604020	Physicals and Drug Screens	108	2,000	2,500	500	25.0%	Item Added to Budget
641000	Temporary Help	22,878	32,000	0	(32,000)	-100.0%	Custodial Funds from Regular Salaries
645000	Landscaping	6,606	12,600	12,600	0	0.0%	New Rental Car Contract
646000	Janitorial Services	41,909	50,000	0	(50,000)	-100.0%	Removed Line Item
646500	Parking Management Contract	122,456	287,000	284,600	(2,400)	-0.8%	Reduction in Start-up Costs
647000	Other Contractual Services	13,129	57,500	51,500	(6,000)	-10.4%	Contracts are billed throughout the year
700100	Elevator Maintenance Contract	5,913	13,000	12,700	(300)	-2.3%	New Contract
700200	Fire Alarm Systems Contract	7,233	11,425	12,700	1,275	11.2%	Semi-Annual Amount Paid
650000	Travel, Per Diem, Conference Registration	3,354	17,000	18,500	1,500	8.8%	Held off on some Travel
651000	Training & Education		1,200	1,200	0	0.0%	Money Not Used
660000	Postage	10	24	0	(24)	-100.0%	New Item
661000	Express Main Delivery	342	821	0	(821)	-100.0%	New Item
680500	Electricity	113,537	273,850	275,000	1,150	0.4%	Utility Increases
689500	Natural Gas	12,164	88,000	95,000	7,000	8.0%	Will Increase for Winter Months
694500	Water/Sewer	13,370	45,000	55,000	10,000	22.2%	RAC CAM Increase
710100	Terminal, Buildings and Grounds	51,896	162,000	167,500	5,500	3.4%	Some Expenses Not Billed
710200	Vehicles and Heavy Equipment	8,778	25,000	33,000	8,000	32.0%	Tires for ARFF Vehicle and Loader
710300	Airport and Airfield Equipment	12,915	35,000	35,000	0	0.0%	Airfield Lighting Expenses Lower YTD
740115	Employee/Tenant Events	47	500	2,000	1,500	300.0%	Employee Events and Wildlife Conference
760000	Office Supplies	835	1,500	0	(1,500)	-100.0%	Some Funds Moved to Human Resources
770100	Vehicle Fuel	13,391	37,000	39,000	2,000	5.4%	Mild Winter Fuel Cost Reduction
770200	Shop Supplies	835	6,000	6,000	0	0.0%	Supply Cost Vary Year to Year
770300	Other Operations Supplies	2,880	7,500	7,500	0	0.0%	Ground Transportation/Ops Supplies
770400	Chemicals & Safety	946	15,500	10,500	(5,000)	-32.3%	Shop and Custodial Supplies
770500	Small Tools and Equipment	1,099	9,500	10,000	500	5.3%	Some Items not Billed
770600	Custodial Supplies	15,133	30,000	0	(30,000)	-100.0%	Moved to Custodial Consumables
770650	Custodial Consumables		30,000	30,000	0	0.0%	Moved from Custodial Consumables
771000	Operating Furniture, Fixtures and Equipment		2,000	2,000	0	0.0%	Added Furniture Item
771500	Uniforms	1,541	3,300	3,300	0	0.0%	Some Winter Gear Purchased Already
780500	Books & Publications		1,200	1,300	100	8.3%	Cost Increases
780100	Dues & Memberships	105	1,810	1,810	0	0.0%	All Items not Billed
	Total Services & Mat'ls.	473,410	1,259,230	1,170,210	(89,020)	-7.1%	
	Department Total	786,461	2,066,502	2,208,360	141,858	6.9%	

ASHEVILLE REGIONAL AIRPORT AUTHORITY
ASHEVILLE REGIONAL AIRPORT
Public Safety
BASIC OPERATING BUDGET
FY 2009-2010

Fund ARA
Department Public Safety
Department # 50
Cost Center 00
Source 00

Account Code					Description	Item	Summary
Fund	Acct.	Sec.	C.C.	Source		Amount	Amount

PERSONNEL SERVICES

ARA	500000	50	00	00	Regular Salaries	\$ 687,780	\$ 687,780	
ARA	500015	50	00	00	Salary Adjustment Pool	-	-	
ARA	500020	50	00	00	Regular Overtime	25,000	25,000	
ARA	500030	50	00	00	Allocated Benefits	356,390	356,390	
TOTAL PERSONNEL SERVICES							<u>\$ 1,069,170</u>	

OPERATING EXPENSES

Professional Services							
ARA	604000	50	00	00	Other Professional Services		1,000
					Psychological Services	1,000	
ARA	604020	50	00	00	Physicals and Drug Screens		6,000
					Annual Fit for Duty Physicals	6,000	
Contractual Services							
ARA	647000	50	00	00	Other Contractual Services		9,060
					Police Information Computer	3,600	
					Vehicle Towing	300	
					Mobile Data	1,000	
					Locate Plus Police	960	
					Fire Extinguisher Service	3,200	
Travel and Training							
ARA	650000	50	00	00	Travel, Per Diem, Conference Registraion		16,550
					FAR 139 Burn	8,000	
					AAAE BSOS for 1	2,250	
					AAAE ARFF Chief's Conference	2,500	
					OSHA Conference	800	
					Fire and LEO Local Training (Community Colleges)	600	
					Local Travel	2,400	
ARA	651000	50	00	00	Training & Education		12,000
					Professional Development ?Part 139 Exercise	3,000	
					Education Incentives, Education Reimburse.	9,000	
Communications and Freight							
ARA	662000	50	00	00	Telecommunications		1,020
					Cable News / Weather Service	1,020	
General Repairs and Maintenance							
ARA	710000	50	00	00	Other Repairs and Maintenance		5,000
					Radio System and Equipment Maintenance	5,000	
Operating Supplies							

ASHEVILLE REGIONAL AIRPORT AUTHORITY
ASHEVILLE REGIONAL AIRPORT
Public Safety
BASIC OPERATING BUDGET
FY 2009-2010

Fund ARA
Department Public Safety
Department # 50
Cost Center 00
Source 00

Account Code					Description	Item	Summary
Fund	Acct.	Sec.	C.C.	Source		Amount	Amount
ARA	770300	50	00	00	Other Operating Supplies		6,000
					First Aid Supplies	3,500	
					Training Supplies (Ammunition, etc.)	2,500	
ARA	770400	50	00	00	Chemicals & Safety		5,500
					Safety & Chemicals / OSHA	5,500	
ARA	770500	50	00	00	Small Tools and Equipment		7,500
					Small tools and equipment	7,500	
ARA	771000	50	00	00	Operating Furniture, Fixtures, Equipment and Software Greater than \$100 & up to \$5,000		4,000
					Appliance and Electronic Equipment	4,000	
ARA	771500	50	00	00	Uniforms		9,300
					Police	2,500	
					Fire, Boots, Body Armor Utility Uniforms	6,800	
ARA	780501	50	00	00	Firefighter Equipment		5,000
					Turnout Gear	4,500	
					SCBA Mask	500	
					Books, Publications, Subscriptions and Memberships		
ARA	780500	50	00	00	Books, Publications, Compact Disks, Videos & Subscriptions		1,200
					Various training manuals and subscriptions	1,200	
ARA	780100	50	00	00	Dues & Memberships		1,570
					ARFFWG	250	
					NFPA	150	
					Buncombe Co. Fire Chiefs Association	100	
					Buncombe Co. Firefighters Association	200	
					Henderson Co. Firefighters Association	100	
					NC Association of Rescue Squads and EMS	300	
					ALEAN	150	
					National Safety Council	320	
TOTAL OPERATING EXPENSES							<u>\$ 90,700</u>
SECTION TOTAL							<u>\$ 1,159,870</u>

ASHEVILLE REGIONAL AIRPORT AUTHORITY

Public Safety

Fiscal Year 2009/2010

Budget to Budget Variance Analysis

I.D. #	Description	FY 2009 Budget	FY 2010 Budget	Increase/ (Decrease)	Percent	Reason
500000	Regular Salaries	700,613.00	687,780	(12,833)	-1.8%	
500020	Regular Overtime	38,089.00	25,000	(13,089)	-34.4%	
500030	Allocated Benefits	336,300.00	356,390	20,090	6.0%	
	Total Personal Services	1,075,002	1,069,170	(5,832)	-0.5%	
604000	Other Professional Services	1,000.00	1,000	0	0.0%	
604010	Legal		0	0	N/A	
604020	Physicals and Drug Screens	1,200.00	6,000	4,800	400.0%	
647000	Other Contractual Services	9,160.00	9,060	(100)	-1.1%	
650000	Travel, Per Diem, Conference Registration	40,900.00	16,550	(24,350)	-59.5%	
651000	Training & Education	3,000.00	12,000	9,000	300.0%	
662000	Telecommunications	960.00	1,020	60	6.3%	
710000	Other Repairs and Maintenance	5,000.00	5,000	0	0.0%	
760000	Office Supplies	2,400.00	0	(2,400)	-100.0%	
770300	Other Operating Supplies	5,000.00	6,000	1,000	20.0%	
770400	Chemicals & Safety	8,000.00	5,500	(2,500)	-31.3%	
770500	Small Tools and Equipment	12,000.00	7,500	(4,500)	-37.5%	
771000	Operating Furniture, Fixtures and Equipment	5,000.00	4,000	(1,000)	-20.0%	
771500	Uniforms	14,550.00	9,300	(5,250)	-36.1%	
780501	Firefighter Equipment	5,000.00	5,000	0	0.0%	
780500	Books & Publications	1,200.00	1,200	0	0.0%	
780100	Dues & Memberships	1,225.00	1,570	345	28.2%	
	Total Services & Mat'ls.	115,595	90,700	(24,895)	-21.5%	
	Department Total	1,190,597	1,159,870	(30,727)	-2.6%	

ASHEVILLE REGIONAL AIRPORT AUTHORITY
Public Safety
Fiscal Year 2009/2010
Budget to Actual Variance Analysis

I.D. #	Description	FY 2009 Actual 5 Months	FY 2009 Estimate	FY 2010 Budget	Increase/ (Decrease)	Percent	Reason
500000	Regular Salaries	249,978.00	599,947	687,780	87,833	14.6%	
500020	Regular Overtime	15,762.00	12,000	25,000	13,000	108.3%	
500030	Allocated Benefits	132,843.00	318,823	356,390	37,567	11.8%	
	Total Personal Services	398,583.00	930,770	1,069,170	138,400	14.9%	
604000	Other Professional Services		0	1,000	1,000	100.0%	
604010	Legal		0	0	0	N/A	
604020	Physicals and Drug Screens	917.00	1,000	6,000	5,000	500.0%	
647000	Other Contractual Services		9,060	9,060	0	0.0%	
650000	Travel, Per Diem, Conference Registration	4,935.00	19,800	16,550	(3,250)	-16.4%	
651000	Training & Education	2,161.00	9,000	12,000	3,000	33.3%	
662000	Telecommunications	410.00	984	1,020	36	3.7%	
710000	Other Repairs and Maintenance	146.00	1,500	5,000	3,500	233.3%	
760000	Office Supplies	307.00	500	0	(500)	-100.0%	
770300	Other Operating Supplies	3,616.00	8,678	6,000	(2,678)	-30.9%	
770400	Chemicals & Safety	1,505.00	3,000	5,500	2,500	83.3%	
770500	Small Tools and Equipment	2,737.00	6,569	7,500	931	14.2%	
771000	Operating Furniture, Fixtures and Equipment		0	4,000	4,000	100.0%	
771500	Uniforms	1,766.00	5,000	9,300	4,300	86.0%	
780501	Firefighter Equipment		2,500	5,000	2,500	100.0%	
780500	Books & Publications		0	1,200	1,200	100.0%	
780100	Dues & Memberships	960.00	610	1,570	960	157.4%	
	Total Services & Mat'ls.	19,460	68,201	90,700	22,499	33.0%	
	Department Total	418,043	998,972	1,159,870	160,898	16.1%	

**ASHEVILLE REGIONAL AIRPORT AUTHORITY
CAPITAL, BUSINESS DEVELOPMENT, DEBT SERVICE BUDGET
ASHEVILLE REGIONAL AIRPORT AUTHORITY
FISCAL YEAR 2009/2010**

<u>DESCRIPTION</u>	<u>Funding Source</u>						
	<u>TOTAL</u>	<u>FAA</u>	<u>NCDOT</u>	<u>PFC</u>	<u>AUTHORITY</u>	<u>CFC</u>	<u>OTHER (d)</u>
<u>Capital Improvements (1)</u>							
Runway Rehab - Construction Phase (2)	\$ 5,450,068	5,177,564	136,252	136,252			
Total Capital Improvements	5,450,068	5,177,564	136,252	136,252	-	-	-
<u>Equipment and Small Capital Outlay</u>							
Document Imaging/Email Archive	40,000				40,000	-	-
Point of Sale - Guest Services	8,000				8,000	-	-
Sharepoint/Business Portal	28,440				28,440	-	-
Access Control System Addition	28,000				28,000		
Total Equipment and Small Capital Outlay	104,440	-	-	-	104,440	-	-
<u>Renewal and Replacement</u>							
Vehicle Replacements	67,277				67,277		-
3 Channel Trunking Radio Net	55,000				55,000		-
Digital In Car Camera Upgrades	20,000				20,000		-
Total Renewal and Replacement	142,277	-	-	-	142,277	-	-
<u>Business Development/Agreement Obligations</u>							
Air Service/Business Incentives/True-ups	300,000				300,000		-
Total Business Development	300,000	-	-	-	300,000	-	-
<u>Debt Service</u>							
Debt Service - Rental Car Facility/Hangar	626,823				626,823		-
Total Debt Service	626,823	-	-	-	626,823	-	-
Total	\$ 6,623,608	\$ 5,177,564	\$ 136,252	\$ 136,252	\$ 1,173,540	\$ -	\$ -

1. Does not include any potential stimulus projects.
2. Future PFCs.

Note: All projects/purchases over \$50,000 will be presented to the Authority Board for final approval before implementation unless otherwise authorized by the Authority Board.

**ASHEVILLE REGIONAL AIRPORT AUTHORITY
FY-10 PROJECTED CAPITAL CARRY-OVER**

February 13, 2009

Project	AMOUNT BUDGETED	ESTIMATED TO SPEND THROUGH 6/30/2009	ESTIMATED BALANCE TO CARRY
¹ Runway Rehab Project	545,007	186,633	358,374
² Aircraft Lavatory Project	240,700	40,000	200,700
³ PC Air Project	361,050	180,525	180,525
⁴ Fixed Ground Power Project	120,000	60,000	60,000
⁵ Landside Roadway/Parking Improvements	5,025,000	410,000	4,615,000
⁶ Art Program FF&E	27,175	16,116	11,059
⁷ North General Aviation Expansion Project	3,700,000	2,500,000	1,200,000
TOTAL CARRY-OVER TO FY-2009	10,018,932	3,393,274	6,625,658

¹ This project is funded with a combination of AIP entitlements and PFC Funding.

² This project is funded with PFC Funding.

³ This project is funded with PFC Funding.

⁴ This project is funded with PFC Funding.

⁵ This project is funded with a combination of AIP entitlements, state funds, and ARAA capital.

⁶ This project is funded with ARAA capital.

⁷ This project is funded with a combination of state funds and ARAA capital.

ASHEVILLE REGIONAL AIRPORT AUTHORITY
ASHEVILLE REGIONAL AIRPORT
 Development Department
CAPITAL BUDGET REQUEST
FY2009-2010

JUSTIFICATION SCHEDULE

<u> X </u>	Capital Improvement			
<u> </u>	Equipment and Small Capital Outlay	Fund		ARA
<u> </u>	Renewal and Replacement	Department Number		70
<u> </u>	Business Development/Agreement Obligations	Cost Center		0
<u> </u>	Personnel Request	Source		0

DESCRIPTION & JUSTIFICATION

Fund	Acct.	Sec.	C.C.	Source	Description	Amount
ARA	0	70	0	0	Runway Rehab - Construction Pha	\$ 5,450,068

The Runway Rehab Project - Construction Phase includes sub grade repairs, pavement surface course repairs , lighting improvements, and the addition of runway shoulders .

NOTE: If this request relates to recently approved personnel, please complete the following:

TITLE:

HIRE DATE:

ASHEVILLE REGIONAL AIRPORT AUTHORITY
ASHEVILLE REGIONAL AIRPORT
 Executive Department
CAPITAL BUDGET REQUEST
FY 2009-2010

JUSTIFICATION SCHEDULE

<input type="checkbox"/>	Capital Improvement		
<input type="checkbox"/>	Equipment and Small Capital Outlay	Fund	ARA
<input type="checkbox"/>	Renewal and Replacement	Department Number	05
<input checked="" type="checkbox"/>	Business Development/Agreement Obligations	Cost Center	00
<input type="checkbox"/>	Personnel Request	Source	00

DESCRIPTION & JUSTIFICATION

Fund Acct.	Sec.	C.C.	Description	Amount
ARA	0	05	0 Air Service/Business Development Incentives and Agreement Obligations	\$300,000

In order to meet the air service/development efforts of the Authority, funding is required to provide incentives for advertising, waiver of fees, etc.

NOTE: If this request relates to recently approved personnel, please complete the following:

TITLE:

HIRE DATE:

ASHEVILLE REGIONAL AIRPORT AUTHORITY
ASHEVILLE REGIONAL AIRPORT
Information Technology
CAPITAL BUDGET REQUEST
FY 2008-2009

JUSTIFICATION SCHEDULE

Capital Improvement			
X Equipment and Small Capital Outlay	Fund		ARA
Renewal and Replacement	Department Number		20
Business Development/Agreement Obligations	Cost Center		0
Personnel Request	Source		0

DESCRIPTION & JUSTIFICATION

Fund	Acct.	Sec.	C.C.	Source	Description	Amount
ARA	0	20	0	0	Document Imaging / Email Archivi	\$ 41,750

Finance estimates that 27.25 hours per week would be saved in time required for filing, researching, routing of paper for appropriate signatures, copying, and various other miscellaneous expenses. This amounts to a savings of employee cost equal to \$704.08 per week. If we expand this to a yearly cost savings, we have a savings of 708.5 hours per year or \$18,306.08 in employee cost. This does not include the additional costs of paper, toner and special order materials such as purchase order stock that would be saved.

Additional savings would be realized each month by other departments. In Human Resources, IT, Operations, DPS, and Maintenance, all documents pertaining to purchase orders, requisitions, estimates, and invoices would be readily searchable without making inquiries to the Finance Department.

First year cost is approximately \$40,000

Support costs for years 2-5 = \$5100 per year x 4 = \$24,000

OFF Site Backup, 100 GB (increased cost) of \$1500 per year = (5 x \$1500) = \$7500

Total 5 year cost = \$76,000

Estimated yearly savings:

FINANCE (1-5 years) = (5 x \$18,306) = \$91,530

HR (1-5 Years) = (5 x \$6102) = \$30,510 (calculated at 1/3 savings of Finance department)

IT, DPS, MAINTENANCE, ADMINISTRATION (1-5 years) = (5 x \$2000 x 4) = \$40,000

Total estimated savings over 5 years:

\$91,530+\$30,510+\$40,000 = \$162,040 - \$76,000 = \$86,040

Or approximately \$17,000 per year.

NOTE: If this request relates to recently approved personnel, please complete the following:

TITLE:

HIRE DATE:

ASHEVILLE REGIONAL AIRPORT AUTHORITY
ASHEVILLE REGIONAL AIRPORT
 Information Technology
CAPITAL BUDGET REQUEST
FY 2008-2009

JUSTIFICATION SCHEDULE

Capital Improvement			
X Equipment and Small Capital Outlay	Fund		ARA
Renewal and Replacement	Department Number		20
Business Development/Agreement Obligations	Cost Center		0
Personnel Request	Source		0

DESCRIPTION & JUSTIFICATION

Fund	Acct.	Sec.	C.C.	Source	Description	Amount
ARA	0	20	0	0	Access Control System Addition	\$ 28,500

We are only addressing major blind spots in the current CCTV network and adding the baggage make-up rooms of the TSA's for a total of 5 cameras.

- 2 for the A Gate area
- 1 for the new Business Center
- 1 for each of the 2 TSA bag rooms

This is an estimated cost. Jeff Augram is waiting to hear back from I-Sys on total cost including all equipment, installation, and configuration.

NOTE: If this request relates to recently approved personnel, please complete the following:

TITLE:

HIRE DATE:

ASHEVILLE REGIONAL AIRPORT AUTHORITY
ASHEVILLE REGIONAL AIRPORT
 Information Technology
CAPITAL BUDGET REQUEST
FY 2008-2009

JUSTIFICATION SCHEDULE

Capital Improvement			
X Equipment and Small Capital Outlay	Fund		ARA
Renewal and Replacement	Department Number		20
Business Development/Agreement Obligations	Cost Center		0
Personnel Request	Source		0

DESCRIPTION & JUSTIFICATION

Fund	Acct.	Sec.	C.C.	Source	Description	Amount
ARA	0	20	0	0	Point of Sale - Guest Services	\$ 8,000

The point of sale system will be utilized to track items such as apparel, ticket sales, and business services. In addition, the financial information would be directly input into Solomon allowing staff to easily track purchases, credit card transactions and sales tax to be remitted to the State. We anticipate the investment would pay for itself the first 6 months of FY 09/10 since projected sales for the entire year are estimated at \$17000.

NOTE: If this request relates to recently approved personnel, please complete the following:

TITLE:

HIRE DATE:

ASHEVILLE REGIONAL AIRPORT AUTHORITY
ASHEVILLE REGIONAL AIRPORT
 Information Technology
CAPITAL BUDGET REQUEST
FY 2008-2009

JUSTIFICATION SCHEDULE

Capital Improvement			
X Equipment and Small Capital Outlay	Fund		ARA
Renewal and Replacement	Department Number		20
Business Development/Agreement Obligations	Cost Center		0
Personnel Request	Source		0

DESCRIPTION & JUSTIFICATION

Fund	Acct.	Sec.	C.C.	Source	Description	Amount
ARA	0	20	0	0	Sharepoint/Business Portal	\$ 28,440

Business Portal with Solomon

This project will give everyone the capability to do timesheets, purchase requests, and orders via the intranet's SharePoint portal.

User licenses are \$40 each (61 users) = \$2440
 Sharepoint and Business Portal Integration with MS Dynamics SL 7.X = \$21000.00
 Additional hardware will be needed to run full Sharepoint services: \$5000.00

NOTE: If this request relates to recently approved personnel, please complete the following:

TITLE:

HIRE DATE:

ASHEVILLE REGIONAL AIRPORT AUTHORITY
ASHEVILLE REGIONAL AIRPORT
 Operations & Maintenance
CAPITAL BUDGET REQUEST
FY 2009-2010

JUSTIFICATION SCHEDULE

_____	Capital Improvement			
_____	Equipment and Small Capital Outlay	Fund		ARA
<u> X </u>	Renewal and Replacement	Department Number		40
_____	Business Development/Agreement Obligations	Cost Center		0
_____	Personnel Request	Source		0

DESCRIPTION & JUSTIFICATION

Fund	Acct.	Sec.	C.C.	Source	Description	Amount
ARA	0	40	0	0	Vehicle Replacements	\$ 67,277.00

Airport Maintenance is requesting to replace Units #6 and #11 that are scheduled for replacement this year. This request is for replacement of The 2005 Crown Victoria (Unit #6) that is used for police patrols , and for the replacement of a 2004 F250 Airfield Service Truck (Unit #11) used primarily in airfield lighting maintenance. Unit #6 is on a three (3) year replacement and Unit #11 is on a five (5) year replacement. The estimate includes trade-in for both vehicles. Both vehicles are used as needed to support airfield operations during emergency events such as towing aircraft removal equipment and supplies.

NOTE: If this request relates to recently approved personnel, please complete the following:

TITLE:

HIRE DATE:

ASHEVILLE REGIONAL AIRPORT AUTHORITY
ASHEVILLE REGIONAL AIRPORT
Public Safety
CAPITAL BUDGET REQUEST
FY 2009-2010

JUSTIFICATION SCHEDULE

Capital Improvement	Fund	
Equipment and Small Capital Outlay	Department Number	ARA
<u>X</u> Renewal and Replacement	Cost Center	50
Business Development/Agreement Obligations	Source	0
Personnel Request		0

DESCRIPTION & JUSTIFICATION

Fund	Acct.	Sec.	C.C.	Source	Description	Amount
ARA	0	50]	0	0	3 Channel Trunking Radio Net	\$55,000

The existing 2 way radio system currently in use at AVL is a two channel analog system that was installed in 1994. The general life term of a public safety radio system is 5 to 7 years. This is part of a phased approach in upgrading our radio system. This replaces a single repeater that is 15 years old with 3 repeaters that are dual mode systems that accomodate both digital as well as analog transmissions. Price includes an additional radio channel, all radio equipment, antennas, labor, system training, and all FCC, PCIA, and LAO filing (licensing) fees .

NOTE: If this request relates to recently approved personnel, please complete the following:

TITLE:

HIRE DATE:

ASHEVILLE REGIONAL AIRPORT AUTHORITY
ASHEVILLE REGIONAL AIRPORT
Public Safety
CAPITAL BUDGET REQUEST
FY 2009-2010

JUSTIFICATION SCHEDULE

Capital Improvement	Fund	
Equipment and Small Capital Outlay	Department Number	ARA
X Renewal and Replacement	Cost Center	50
Business Development/Agreement Obligations	Source	0
Personnel Request		0

DESCRIPTION & JUSTIFICATION

Fund	Acct.	Sec.	C.C.	Source	Description	Amount
ARA	0	50	0	0	Digital In Car Camera Upgrades	\$20,000

DPS is currently utilizing VHS formatted in car video taping in their patrol vehicles. The three units are reaching the end of their life cycle due to anticipated wear and tear. In evaluating current technology, we are proposing to upgrade to a new digital recording in car system. These systems utilize solid state technology for recording and are not susceptible to normal wear & tear. The digital video can be stored indefinitely with our existing infrastructure. Installation time will be minimal for AVL staff. These new units, because they remain in a constant on mode, include a "G-Force" sensor for a crash detector start up and capture the events leading up to an accident automatically. The amount above is quoted for three (3) digital systems and all associated video management software and wireless upload system and software.

NOTE: If this request relates to recently approved personnel, please complete the following:

TITLE:

HIRE DATE:

ASHEVILLE REGIONAL AIRPORT AUTHORITY
ESTIMATED FUND BALANCE
Fiscal Year Ended: June 30, 2010

		<u>Amount</u>
Cash and Investments (Estimated):		
Balance as of June 30, 2009	\$ 6,006,783	
Carry-Over Funds from FY 2009	6,625,658	
State Funding Reimbursements	136,252	
Federal Funding Reimbursements	5,177,564	
Contributed Capital for FY 2010	1,003,830	
PFC Collections for FY 2010	850,000	
CFC Collections for FY 2010	<u>900,000</u>	\$ 20,700,087
 Reserve Funds:		
Operations and Maintenance Reserve (6 months)	\$ 3,144,880	
Emergency/Unanticipated Repair Reserve	<u>750,000</u>	3,894,880
 Renewal and Replacement Fund		
Equipment and Small Capital Outlay Fund	\$ 142,277	
Business Development Fund	104,440	
Debt Service Fund (Rental Car Facility)	<u>300,000</u>	
	<u>626,823</u>	1,173,540
 Approved/Awarded Projects:		
Landside Roadway/Parking Improvements	\$ 4,615,000	
Runway Rehab - Design	358,374	
Fixed Ground Power Project	60,000	
North General Aviation Development	1,200,000	
PC Air A & B Gates	180,525	
Runway Rehab - Construction Phase	5,450,068	
Art Program FF&E	11,059	
LAV Cart Facility	200,700	<u>\$ 12,075,726</u>
 Estimated Remaining Fund Balance		 <u>\$ 3,555,941</u>
 Estimated Total Fund Balance Including Reserves		 <u><u>\$ 7,450,821</u></u>

**ASHEVILLE REGIONAL AIRPORT AUTHORITY
SUPPLEMENTAL FEES AND CHARGES
FY 2009/2010 ANNUAL BUDGET**

	FY 2008/2009 Current Fees		FY 2009/2010 Proposed Fees	
	Cost	Per	Cost	Per
<u>Maintenance</u>				
Scissor Lift	\$ 100.00	use	\$ 100.00	use
ADA Ramp Rental	\$ 100.00	use	\$ 100.00	use
Air Stair Rental	\$ 100.00	use	\$ 100.00	use
Volvo Wheel Loader	\$ 100.00	use	\$ 100.00	use
Fork-lift	\$ 100.00	use	\$ 100.00	use
Tenant Sweeper	\$ 100.00	hour	\$ 100.00	hour
Service Truck	\$ 50.00	hour	\$ 50.00	hour
Backhoe	\$ 100.00	hour	\$ 100.00	hour
Lighted X	\$ 200.00	day	\$ 200.00	day
Light Tower	\$ 150.00	day	\$ 150.00	day
Paint Stripper	\$ 100.00	hour	\$ 100.00	hour
Large Aircraft Removal Dolly	\$ 200.00	day	\$ 200.00	day
Small Aircraft Removal Dolly	\$ 100.00	day	\$ 100.00	day
Aircraft Jack	\$ 75.00	use	\$ 75.00	use
Cores	\$ 30.00	each	\$ 30.00	each
Keys	\$ 5.00	each	\$ 5.00	each
Maintenance Labor Rate 1/	\$ 40.00	hour	\$ 40.00	hour
<u>Department of Public Safety</u>				
ARFF Apparatus for 1500 gal. or greater	\$ 250.00	hour	\$ 250.00	hour
ARFF Apparatus for less than 1500 gal.	\$ 150.00	hour	\$ 150.00	hour
Command, Police, and Ops support vehicles	\$ 100.00	hour	\$ 100.00	hour
Aircraft recover dolly	\$ 150.00	day	\$ 150.00	day
Maintenance Labor Rate 1/	\$ 40.00	hour	\$ 40.00	hour
Mutual Aid Agencies collected on their behalf		as incurred		as incurred
Replacement charges for AVL equipment/supplies		as incurred		as incurred

1/ Minimum of 3 hours charged after regular business hours.

	FY 2008/2009 Current Fees		FY 2009/2010 Proposed Fees	
	Cost	Per	Cost	Per
<u>Identification Badge Fees and Charges</u>				
Initial Badge Issuance				
SIDA Badge (1)	\$ 32.00		\$ 52.00	
Non-SIDA Badge (2)	\$ -		\$ 20.00	
Renewal of Badge				
SIDA Badge (2)	\$ -		\$ 20.00	
Non-SIDA Badge (2)	\$ -		\$ 20.00	
Lost Badge Replacement				
SIDA Badge (3)	\$ -		\$ 30.00	
Non-SIDA Badge (3)	\$ -		\$ 30.00	
Other Fees				
Finger Print Background Check Only	\$ 32.00		\$ 42.00	
Finger Print Background Check Only	\$ -		\$ 10.00	

Notes:

1. Includes \$32.00 finger print background check, \$10.00 processing fee, and a \$10.00 media fee.
 2. Includes \$10.00 processing fee and a \$10 Media Fee.
 3. Includes \$10.00 processing fee, \$10 Media Fee, and a \$10.00 penalty fee.
- * Any individual with an ID Badge/access card will granted a replacement card at no charge through June 30, 2009.

	FY 2008/2009 Current Fees		FY 2009/2010 Proposed Fees	
	Cost	Per	Cost	Per
<u>Parking</u>				
Long term	\$ 1.00	0 - 1 hour	\$ 1.00	0 - 1 hour
	\$ 1.00	each add'l hour	\$ 1.00	each add'l hour
	\$ 7.00	day	\$ 7.00	day
Short term	\$ -	0 - 20 mins	\$ -	0 - 20 mins
	\$ 1.50	20 - 40 mins	\$ 1.50	20 - 40 mins
	\$ 2.00	40 - 60 mins	\$ 2.00	40 - 60 mins
	\$ 2.75	60 - 80 mins	\$ 2.75	60 - 80 mins
	\$ 0.50	add every 20 mins	\$ 0.50	add every 20 mins
	\$ 12.00	day	\$ 12.00	day
Employee Parking Rate	\$ 40.00	annual	\$ 40.00	annual
Commuter Parking Rate	\$ 240.00	annual	\$ 240.00	annual
Fines	up to \$1,000	day	up to \$1,000	day
<u>Ground Transportation</u>				
Airport Ground Transportation Permit	\$ 150.00	annual	\$ 150.00	annual
Off-Airport Rental Car Fee	7.50%	of gross revenue	7.50%	of gross revenue

	FY 2008/2009 Current Fees		FY 2009/2010 Proposed Fees	
	Cost	Per	Cost	Per
<u>Fuel Flowage Fees</u>				
General Aviation Fuel	\$ 0.05	per gallon*	\$ 0.05	per gallon*
<u>Specialized Aeronautical Service Operators</u>				
Aircraft Sales	\$ -	of gross sales	\$ -	of gross sales
Aircraft Airfram, Engine, and Accessor Maint	\$ -	of gross revenues	\$ -	of gross revenues
Aircraft Rental	\$ -	of gross revenues	\$ -	of gross revenues
Flight Training	\$ -	of gross revenues	\$ -	of gross revenues
Avionics, Instrument, Propeller Repair	\$ -	of gross revenues	\$ -	of gross revenues
Aircraft Charter and Air Taxi Ops	\$ -	of gross revenues	\$ -	of gross revenues

All other FBO/SASO Fees established by negotiated operating agreement.

*Fuel Flowage Fee is not currently applicable to Million Air

Note: Belle Aircraft Maintenance remits 2% of gross revenues under their space/use permit.

REGULAR MEETING
ASHEVILLE REGIONAL AIRPORT AUTHORITY
January 9, 2009
8:30 a.m.

The Asheville Regional Airport Authority ("Authority") met on Friday, January 9, 2009 at 8:30 a.m. in the Conference Room at the Authority's Administrative Offices, Asheville Regional Airport ("Airport"), 61 Terminal Drive, Suite 1, Asheville, NC 28732.

MEMBERS PRESENT: David R. Hillier, Chairman; Chuck McGrady, Secretary-Treasurer; Rhett Grotzinger; Brownie Newman; and Jeffrey A. Piccirillo.

MEMBERS ABSENT: David Gantt, Vice-Chairman; Susan C. Fisher

STAFF AND LEGAL COUNSEL PRESENT: Cindy Rice, Authority Legal Counsel; David N. Edwards, Jr., Airport Director; D. David Nantz, Director of Operations and Maintenance; Kevin Howell, Development Manager; Patti Michel, Director of Marketing and Public Relations; Royce Holden, IT Director; C. Jeffrey Augram, Chief of Public Safety; Christy Brunson, Finance Manager; Suzie Baker, Administration Manager and Ellen Heywood, Recording Secretary.

CALL TO ORDER: The Chairman welcomed everyone in attendance and called the meeting to order at 8:30 a.m.

APPEARANCES: None

PRESENTATIONS: None

CONSENT AGENDA:

A. Approval of the Asheville Regional Airport Authority December 12, 2008 Regular Meeting Minutes: Mr. McGrady requested a change to the word "insignificant" rather than "significant" in the fourth paragraph of New Business Item B – Authorization to Establish Conservation Easements on Airport Property Bordering the French Broad River.

Mr. Grotzinger requested a change in Presentation Item A – Asheville Regional Airport Airspace Change Proposal to substitute the word "everyone" with "VFR traffic" in the third paragraph.

Mr. Grotzinger also requested a change in the Authority Members' Report to the third paragraph to substitute the word "including" rather than the first word "for" in the second sentence.

Mr. McGrady made a motion to approve as corrected the regular minutes of the December 12, 2008 Board meeting. Mr. Grotzinger seconded the motion and it carried by unanimous vote.

OLD BUSINESS: None.

The Chairman moved to address New Business Item C.

NEW BUSINESS:

C. Approval of Fees and Charges for the Issuance of Airport Identification

Media: C. Jeffrey Augram, Chief of Public Safety appeared before the Board to request the approval of fees and charges for Airport Identification Media due to the Department of Homeland Security Directive 1542-01-08F which requires all individuals having unescorted access to the Air Operations Area (AOA) be issued a photo ID badge. Chief Augram stated that the Asheville Regional Airport Authority (ARAA) has passed all of the audit inspections performed to date. The Authority has been covering the full cost of all ID badges to date but staff feels the need to establish a reasonable fee schedule to recover costs in a fair and equitable manner. Replacement cards will be issued to any individual currently with an ID badge or access card at no charge through June 30, 2009.

Mr. Grotzinger felt that due to the economy this was not a good time to burden tenants with additional costs, rather it would be a good time to look at all our fees and charges at the February 27 Budget/Workshop Retreat.

Chief Augram pointed out that the cost of new ID badges would be absorbed by the tenant companies rather than individual employees. The exception to this would be those individuals requiring AOA access that would not be associated with a tenant company. A discussion ensued about the current cost and amount of the badges issued, future costs to the Authority as well as what other airports around the country are charging for ID badges, with ARAA being out of the norm for not charging tenants for ID badges.

The Director was asked by the Board if this was something that could be deferred to the February 27 Budget/Workshop Retreat. The Director replied that it was. The Chairman noted that the consensus of the Board was to table this to the Budget/Workshop Retreat in February.

A & B. Approval of North Carolina Department of Transportation

Aviation Grants in the Amount of \$72,750.00 and \$1,712,404.00: Mr. Howell requested to address both grant items together in general by stating that the ARAA normally receives an allocation of \$300,000 per year in grant funding from the North Carolina Department of Transportation (NCDOT). Mr. Howell stated that staff has been

working with the state to apply all of the outstanding available grant funds against prior/already completed Airport Improvement Projects (AIP). Therefore the grant offers are reimbursements for projects that have been completed.

Mr. Howell respectfully requested the Board approve the grant agreement with the NCDOT in the amount of \$72,750.00 (not exceeding 50% of the non-federal share of the final, eligible project costs) and authorize the Airport Director to execute the necessary documents. Mr. McGrady made a motion to approve the grant agreement with the NCDOT in the amount of \$72,750.00 and Mr. Newman seconded the motion. Mr. Grotzinger questioned the entitlement money and inquired if the ARAA received funds from the state over the past six to seven years. Mr. Howell replied that we had received the funds but there was money remaining on several of the annual grant fund allocations that staff would like to get off the books. The Director informed the Board that the grant money dates back to the late 1990's and that the ARAA has not used all of the allocated funds in the past five to six years. The Chairman inquired if there were further questions from the Board. The motion was carried by unanimous vote.

Mr. Howell respectfully requested the Board approve the grant with the NCDOT in the amount of \$1,712,404.00 (not exceeding 90% of the non-federal share of the final, eligible project costs) and authorize the Airport Director to execute the necessary documents. Mr. McGrady made a motion to approve the grant agreement with the NCDOT in the amount of \$1,712,404.00 and Mr. Grotzinger seconded the motion. The motion was carried by unanimous vote.

Mr. McGrady left the Board Meeting at 9:05 a.m.

DIRECTOR'S REPORT:

A. Status of the Asheville Jet Part 16 Filing: The Director informed the Board that due to changes in FAA Administration and staff, the FAA has extended the date to file their report to February 24. This grants the FAA another 60 days to complete their report.

B. Air Service Update: The Director brought to the Board's attention the fact that passenger traffic has increased for the month of November, the second month in a row for the ARAA.

The Director also informed the Board that due to the merge of Delta and Northwest, starting in late February or early March, Delta has elected to forego service to Minneapolis as well as further reductions in service to Cincinnati by one flight. However, Delta will now offer 17 more flights per week to Atlanta. ARAA will gain seat capacity but lose a non-stop destination.

The Director further stated that he received a call from United Airlines regarding their renewed interest in providing service from AVL to Chicago. Staff will be working with United over the next couple of months on this potential new air service.

On a final note, the Director reported that December enplanement numbers have increased 4.7% with deplanements similar and seats up 1.6%. These numbers help prove that AVL is bucking the trend for airports of the same size across the nation. There was further discussion of aircraft size and seat capacity.

INFORMATION SECTION: Mr. Grotzinger questioned the refunds to the rental car companies from the November, 2008 Monthly Financial Report. The Director explained the way the rental car company agreements work and the difference between the Minimum Annual Guarantee and Percentage of Gross Receipts and how the rental car companies are paying rent. The Director further stated that staff prefers not to use credits but rather issue refunds. Ms. Brunson, Finance Manager, assured the Board that staff received money in December from the companies that owed the ARAA.

Mr. Grotzinger also questioned the fund balance and lack of interest being received at this time and suggested that staff look at paying off some of ARAA's debt as an option as the rate of interest ARAA is paying on the debt is higher than the interest ARAA is receiving on its invested funds. Further discussion ensued regarding debt and interest. Mr. Grotzinger stated this discussion item may be worth looking into at the Budget/Workshop Retreat.

The Director reported to the Board that staff has submitted two projects to the FAA as part of a stimulus plan that is being considered by Congress. One project would be a taxiway project at a cost of \$36,500,000. The other project was the relocation of the fuel farm and extending the roadway to the fuel farm at a cost of around \$5,000,000. He stated that the FAA has given us good feedback and seemed excited about the projects. Staff may need to move quickly on the design portion of the projects. These projects would be funded 100% from the stimulus plan at no out of pocket costs to the ARAA. Mr. Newman stated that Board should be fully supportive of Staff to act quickly if needed on these projects.

AUTHORITY MEMBERS' REPORTS: The Chairman requested the Director have a draft agenda prepared and distributed to Board Members for the Board Budget/Workshop Retreat so that Board Members may add to the agenda if they have items to be addressed.

Mr. Newman informed the Board that the Director was appearing before the City Council next week to give the State of the Airport presentation as well as briefing the Council on the Conservation Easement issue. The Chairman reported that the State of the Airport presentation will also be given to Buncombe County Commissioners.

Mr. Grotzinger questioned the status of the drain pipe installation in the culvert in the north end. Mr. Howell reported that an additional 250 feet of pipe was remaining to be installed and should be completed by the end of next week.

Mr. Grotzinger further inquired about the construction of the new hangar and Mr. Howell informed the Board that construction is slightly behind schedule. The Landmark hangar is going up at a faster rate as their construction crew is working 6 or 7 days a week and being privately funded. Mr. Grotzinger stated that fuel sales are down and questioned how this would impact things moving forward on Landmark's budget and being on time. The Director responded that staff has retained a \$3,150,000 Letter of Credit from Landmark and that Landmark will make their completion date of March 31.

PUBLIC AND TENANTS' COMMENT: No Comments

CLOSED SESSION: None

ADJOURNMENT: The Chairman adjourned the meeting at 9:25 a.m.

The next regular meeting of the Authority will be on Friday, February 13, 2009 at 8:30 a.m. in the Conference Room at the Authority's Administrative Offices, Asheville Regional Airport, 61 Terminal Drive, Suite 1, Asheville, NC 28732.

Respectfully submitted,

Charles W. McGrady
Secretary-Treasurer

Approved:

David R. Hillier
Chairman



MEMORANDUM

TO: Members of the Airport Authority

FROM: Kevin E. Howell, Development Manager

DATE: February 13, 2009

ITEM DESCRIPTION – New Business Item A

Approval of Federal Aviation Administration (FAA) – Airport Improvement Program (AIP) Grant for FY09

BACKGROUND

The Asheville Regional Airport receives entitlement funding each year through the FAA Airport Improvement Program (AIP). This funding is budgeted each year in the approved 5-Year Capital Improvement Plan (CIP). Staff has completed the necessary application package to receive the FY09 AIP grant funding. As shown on the currently approved CIP, FY 09 AIP funding is included on the North GA Expansion Project, Runway Rehabilitation Project – Design Phase, Airport Terminal Access Roadway & Public Parking Improvements Project and the Airport General Aviation Access Roadway Improvements Project.

The AIP program is currently on a limited reauthorization as the industry awaits full reauthorization from the federal government. Due to this partial reauthorization, the FAA is projecting to release the FY09 grant funding in two parts (A&B).

ISSUES

Staff has worked with the FAA Atlanta Airports District Office (ADO) to complete the necessary documentation to receive the part A funding for FY09. At this time the funding for part A is \$1,889,029.00 and part B is projected to be an additional \$2,695,307.00 pending the approval of funding later this year by Congress. Execution of the grant agreements was previously completed by the City of Asheville and Buncombe County on behalf of the airport. Due to recent changes in procedures, the grant agreements are now executed by the Airport Authority as the airport sponsor.

New Business – Item A



ALTERNATIVES

None recommended at this time.

FISCAL IMPACT

Approval of this grant agreement will provide \$1,889,029.00 in funding for the North GA Expansion Project, Runway Rehabilitation – Design Phase, Airport Terminal Access Roadway & Public Parking Improvements Project and the Airport General Aviation Access Roadway Improvements Project. These AIP entitlements can be used for up to 95% of the eligible federal share of each project. The Airport Authority accepts the responsibility to fund the remaining share of the project. Approval of this does not approve additional project expense as each project contract requires individual Authority approval per ARAA policy.

RECOMMENDED ACTION

It is respectfully requested that the Authority Board resolve to (1) approve the grant agreement with the Federal Aviation Administration in the approximate amount of \$1,889,029.00; and (2) authorize the Airport Director to execute the necessary documents.



MEMORANDUM

TO: Members of the Airport Authority

FROM: D. David Nantz, Director of Operations and Maintenance

DATE: February 13, 2009

ITEM DESCRIPTION – New Business Item B

Approval of the Terminal HVAC Controls Building Automation Capital Improvement Project.

BACKGROUND

The Automation Controls System was purchased through Harris Integrated Solutions, Inc. in the FY 2005-2006 Budget Year as an approved Authority Board Item during the replacement of the FAA Control Tower Rooftop and Air Handler Units, and three (3) other Terminal Rooftop Units that served Airline Ticket Office areas. The Building Automation System was selected because of its expandability and accessibility as a Web based system. Many of the Terminal HVAC Systems have been replaced over the past several years and added to the Building Automation System during recent construction projects. Airport Maintenance requested a quote from Harris Integrated Solution, Inc. in order to finalize adding the remaining HVAC Systems to our Building Automation System so that we would be able to better manage our energy consumption.

ISSUES

Staff has worked with Harris Integrated Solutions, Inc. to finalize a plan to connect the remaining Terminal HVAC Systems to our Building Automation System, which is attached. The amount for the FY 2008/2009 budget item was estimated to total \$165,000.00.

ALTERNATIVES

The Authority Board could decide not to proceed with the project of adding the controls for the remaining HVAC Systems.

New Business – Item B



FISCAL IMPACT

The total project budget required to complete this project is \$164,901.00.

RECOMMENDED ACTION

It is respectfully requested that the Authority Board resolve to (1) approve the Building Automation Project with Harris Integrated Solutions, Inc. in the amount of \$164,901.00; and (2) authorize the Airport Director to execute the necessary documents.



HARRIS INTEGRATED SOLUTIONS, INC.
319 GARLINGTON RD. SUITE C-8
GREENVILLE, SOUTH CAROLINA 29615
SC CONTRACTORS LICENSE #14732, NC CONTRACTORS LICENSE #25176-U

January 28, 2009 revised 2/5/09

To: Ken Smith
Asheville Regional Airport

From: Donny Campbell

Re: DDC Upgrades and additions

The following is a quote for the installation on the temperature control as manufactured by Automated Logic.

1. DDC Controls for "B" Boarding AHU, Chiller, Boiler and Pumps:

- ALC Control Module
- Supply Air, Return Air and Mixed Air Temperature Sensors
- Fan status sensor
- Filter status switch
- Pump status sensor
- Hot water and Chilled water temp sensors
- Control wiring and termination
- Installation of Controls
- Start Up, Check Out and Commissioning

THE FOLLOWING ARE NOT INCLUDED WITH THE ABOVE:

- Damper or valve actuators. Existing will be reused.

2. DDC Controls for "B" Boarding VAV's and exhaust fans:

- ALC Control Modules
- Blank plate room sensors
- Supply air temperature sensors
- Fan status sensor
- Control wiring and termination
- Installation of Controls
- Start Up, Check Out and Commissioning
- This includes exhaust fans in restroom, three fans in hallway, 11 fan powered VAV boxes and new air drop in electrical room.

THE FOLLOWING ARE NOT INCLUDED WITH THE ABOVE:

- Replacement HW valves. Existing Belimo valves will be reused.

- 3. DDC Controls for Business Center RTU:**
 - ALC Control Module
 - RS PRO Room Sensor
 - Supply Air, Return Air and Mixed Air Temperature Sensors
 - Fan Status Sensor
 - Economizer control
 - Control wiring and termination
 - Installation of Controls
 - Start Up, Check Out and Commissioning

- 4. DDC Controls for “A” Boarding AHU-1:**
 - ALC Control Module
 - Room Sensors
 - Supply Air, Return Air and Mixed Air Temperature Sensors
 - Fan Status Sensor
 - New Belimo HW Valve
 - New Belimo actuator for economizer
 - Control wiring and termination
 - Installation of Controls
 - Start Up, Check Out and Commissioning

- 5. DDC Controls for “A” Boarding AHU-2:**
 - ALC Control Module
 - Supply Air, Return Air and Mixed Air Temperature Sensors
 - Fan Status Sensor
 - New Belimo HW Valve
 - New Belimo actuator for economizer
 - New 20 HP ABB variable speed drive for supply fan
 - Duct static pressure transmitter
 - Control wiring and termination
 - Installation of Controls
 - Start Up, Check Out and Commissioning

- 6. DDC Controls for “A” Boarding VAV terminal units (15 units total):**
 - ALC Control Module
 - Room Sensor
 - Supply Air Temperature Sensor
 - New HW zone valve
 - New air flow probes
 - Control wiring and termination
 - Installation of Controls
 - Start Up, Check Out and Commissioning

- 7. DDC Controls for FAA communication Room Unit:**
 - ALC Control Module
 - Room Sensors
 - Fan status sensor
 - New Belimo HW Valve
 - New Belimo CW Valve
 - New Belimo actuator for economizer
 - Control wiring and termination
 - Installation of Controls
 - Start Up, Check Out and Commissioning

8. DDC Controls for Restaurant unit:

- ALC Control Module
- Room Sensor
- Supply Air Temperature Sensor
- Fan status sensor
- New Belimo HW Valve
- New Belimo CW Valve
- New Belimo actuator for economizer
- Control wiring and termination
- Installation of Controls
- Start Up, Check Out and Commissioning

9. DDC Controls for “A” Boarding Boilers (2):

- ALC Control Module
- New diff pressure controller
- Water temp sensors
- New bypass valve
- Control of four HW pumps
- Control wiring and termination
- Installation of Controls
- Start Up, Check Out and Commissioning

10. DDC Controls for Exhaust Fans and Cabinet heaters:

- ALC Control Module
- Room Sensors
- Control wiring and termination
- Installation of Controls
- Start Up, Check Out and Commissioning
- These are for the following locations:
 - Cabinet heater outside A boarding, south garage, in service hall
 - Southwest stairwell
 - East stairwell hanging heater
 - Tower chase
 - Runway generator room
 - A boarding exhaust fan and damper (includes 3 new Belimo actuators)
 - Rooftop mechanical room

11. DDC Controls for Authority Offices :

- *This is for AC-1, AC-2 & AC-3*
- ALC Control Module (All three to be mounted in existing enclosure)
- RS Plus Room Sensors
- Supply air temp sensors
- Control of 2 position fresh air damper
- Control wiring and termination
- Installation of Controls
- Start Up, Check Out and Commissioning

12. DDC Controls for unit N2 serving ticket counter:

- ALC Control Module
- RS Plus Room Sensors
- Supply air temp sensors
- Control wiring and termination
- Installation of Controls
- Start Up, Check Out and Commissioning

13. DDC Controls for TW2 FAA Offices:

- *This is a 3 zone multizone unit*
- ALC Control Module
- Supply air temp sensors (hot deck and cold deck)
- Control of 2 outside air dampers (min / oad)
- New CW and HW valves
- New combination starter for 208 volt, 3 phase, 14.5 amp motor.
- Control wiring and termination
- Installation of Controls
- Start Up, Check Out and Commissioning
 - Zone controls consist of:
 - ALC Control Module
 - RS Plus Room Sensors
 - Belimo actuator
 - supply air temp sensor

14. DDC Controls for Multistack Chiller:

- ALC Control Module
- Pump control and status
- New temp sensors
- Refrigerant pressure transducers
- Relay to allow remote reset of phase monitor
- Control wiring and termination
- Installation of Controls
- Start Up, Check Out and Commissioning

15. DDC Controls for AC-3:

- *This is a 4 zone multizone unit*
- ALC Control Module
- New economizer actuators
- New HW valve
- New CW valve
- Temp sensors
- Control wiring and termination
- Installation of Controls
- Start Up, Check Out and Commissioning
 - Zones will consist of:
 - ALC control module
 - Belimo actuators
 - Supply air temp sensor
 - Zone temp sensors

16. DDC Controls for Corridor 100:

- ALC Control Module
- RS Plus zone temp sensor
- Supply air temp sensor
- Fan status sensor
- Control wiring and termination
- Installation of Controls
- Start Up, Check Out and Commissioning

17. DDC Controls for IT Room monitor:

- ALC Control Module
- Plate type zone temp sensor
- Control wiring and termination
- Installation of Controls
- Start Up, Check Out and Commissioning

18. DDC Controls for Airfield Electrical Building:

- ALC Control Module
- RS Plus zone temp sensor
- Supply air temp sensor
- Fan status sensor
- Control wiring and termination
- Installation of Controls
- Start Up, Check Out and Commissioning

19. DDC Controls for Constant Current Regulators in Airfield Electrical Building:

- ALC Control Module
- Analog CT's for variable output
- Control wiring and termination
- Installation of Controls
- Start Up, Check Out and Commissioning

20. DDC Controls for Spectrum Diesel Generators:

- ALC Control Module
- Control wiring and termination
- Installation of Controls
- Start Up, Check Out and Commissioning

21. DDC Controls for Tower Beacon and Windsock Lighting:

- ALC Control Module
- Current Transformers for monitoring status
- Control wiring and termination
- Installation of Controls
- Start Up, Check Out and Commissioning

Harris Integration Solutions, Inc. will provide the material and services described above for the sum of:

BASE BID: \$164,901.00

One hundred sixty four thousand nine hundred one dollars.

THIS PROPOSAL IS ACCEPTED. HARRIS INTEGRATED SOLUTIONS, INC., IS AUTHORIZED TO PROCEED ON A LIMITED BASIS, PRIOR TO THE RECEIPT AND EXECUTION OF A WRITTEN CONTRACT BETWEEN THE PARTIES AND CREDIT APPROVAL, WITH THE REQUISITION OF MATERIALS AND PRELIMINARY LABOR, INCLUDING BUT NOT LIMITED TO PARTS, ENGINEERING DRAWING, SITEWORK, ETC., AND HARRIS INTEGRATED SOLUTIONS, INC., IS AUTHORIZED TO REIMBURSEMENT FOR SUCH MATERIALS AND LABOR. SUCH MATERIALS AND LABOR WILL BE EXPENDED IN FURTHERANCE OF THE WORK IDENTIFIED IN THIS PROPOSAL AND ANY PAYMENTS MADE SHALL BE CREDITED TO THE PROJECT.

Asheville Regional Airport

HARRIS INTEGRATED SOLUTIONS, INC.

Signature

Signature

Print Name

Print Name



MEMORANDUM

TO: Members of the Airport Authority

FROM: David Edwards, Airport Director

DATE: February 13, 2009

ITEM DESCRIPTION – New Business Item C

Approval of a Resolution to Request the City of Asheville to Adopt Specific Land Use/Zoning Ordinances for Airport Property Development at the Asheville Regional Airport

BACKGROUND

The Asheville Regional Airport Authority currently is governed by the City of Asheville's general ordinances for development of projects on airport property.

ISSUES

Many of the development projects undertaken by the Airport Authority are projects within the airport operations area of the airport. Such projects include hangars, aircraft aprons, taxiways, taxiways, airfield lighting, etc. These types of projects are unique to airport development and are not the type of projects that are normally considered when the City establishes its development ordinances. This results in Airport Authority Staff having to request waivers of City development ordinances in order to meet federal regulations and safety requirements.

ALTERNATIVES

The Authority Board could choose not to approve the requested resolution.

FISCAL IMPACT

For both the City and Airport Authority staff the result of adopting specific development ordinances for the airport will create a more efficient process that will require less staff resources during the project review process.

New Business - Item C



RECOMMENDED ACTION

It is respectfully requested the Airport Authority Board resolve to approve the attached resolution requesting the City of Asheville to establish specific land Use/zoning ordinances for airport property development at the Asheville Regional Airport.

Resolution No.: 021309-01

Resolution Requesting the City of Asheville to Adopt Specific Land Use/Zoning Ordinances for Airport Property Development at the Asheville Regional Airport

WHEREAS, the Asheville Regional Airport Authority (“Authority”) was established in 1979 as a joint governmental agency organized and created by the City of Asheville (“City”) and the County of Buncombe (“County”), pursuant to Article 20 of Chapter 160A of the General Statutes of North Carolina for the purpose of maintaining, operating, regulating and improving the Asheville Regional Airport (“Airport”); and

WHEREAS, the City and the Authority executed a Lease Agreement effective July 1, 1980 for certain land, buildings, and other improvements associated with Airport; and

WHEREAS, the “Initial Term” of the Lease Agreement is from July 1, 1980 through April 30, 2018, with the Authority having the right to extend such Lease Agreement for an additional period of twenty-five (25) years under the same terms and conditions; and

WHEREAS, the Authority continues to seek positive development of Airport related land and facilities; and

WHEREAS, the existing City of Asheville land use, zoning, and development ordinances do not address airport development projects specifically; and

WHEREAS, several airport development projects are unique as they exist inside the airport operations area of the airport where aircraft operate; and

WHEREAS, the Authority seeks more specific land use, zoning, and development ordinances that will address the unique types of projects and development occurring at the airport.

NOW, THEREFORE, BE IT RESOLVED that the Asheville Regional Airport Authority Requests the City of Asheville to Adopt Specific Land Use/Zoning Ordinances for Airport Property Development at the Asheville Regional Airport.

Adopted this 13th day of February, 2009

David R. Hillier, Chairman

ATTEST:

Charles W. McGrady, Secretary-Treasurer



MEMORANDUM

TO: Members of the Airport Authority

FROM: David N. Edwards, Airport Director

DATE: February 13, 2009

ITEM DESCRIPTION – Information Section Item A

December, 2008 Traffic Report – Asheville Regional Airport

SUMMARY

December 2008 overall passenger traffic numbers were up 6.2%. Passenger traffic numbers reflect a 4.8% increase in passenger enplanements from December 2007.

However, enplanements for Calendar Year 2008 decreased by 3.4%. Overall passenger traffic numbers reflect a 2.5% decrease from Calendar Year 2007.

AIRLINE PERFORMANCE

Atlantic Southeast Airlines (ASA): Delta/ASA's December 2008 enplanements increased by 1.5% compared to December 2007. There were four (4) flight cancellations for the month.

Continental Airlines: Continental's December 2008 passenger enplanements decreased by 18.2% compared to December 2007. There were three (3) flight cancellations for the month.

Northwest Airlines: Year over Year passenger enplanements for Northwest in December 2008 were up 12.9%. There were four (4) flight cancellations for the month.

US Airways: US Airways' December 2008 passenger enplanements represent a 14.2% increase. There were three (3) flight cancellations for the month.

Monthly Traffic Report Asheville Regional Airport

December 2008



Category	Dec 2008	Dec 2007	Percentage Change	*CYTD-2008	*CYTD-2007	Percentage Change	*MOV12-2008	*MOV12-2007	Percentage Change
Passenger Traffic									
Enplaned	23,061	21,999	4.8%	279,479	289,418	-3.4%	279,479	289,418	-3.4%
Deplaned	<u>22,189</u>	<u>20,629</u>	7.6%	<u>278,448</u>	<u>282,897</u>	-1.6%	<u>278,448</u>	<u>282,897</u>	-1.6%
Total	45,250	42,628	6.2%	557,927	572,315	-2.5%	557,927	572,315	-2.5%
Aircraft Operations									
Airlines	13	153	-91.5%	1,365	1,807	-24.5%	1,365	1,807	-24.5%
Commuter /Air Taxi	<u>1,427</u>	<u>1,416</u>	0.8%	18,962	19,257	-1.5%	18,962	19,257	-1.5%
Subtotal	1,440	1,569	-8.2%	20,327	21,064	-3.5%	20,327	21,064	-3.5%
General Aviation	2,873	3,858	-25.5%	53,319	58,301	-8.5%	53,319	58,301	-8.5%
Military	<u>159</u>	<u>213</u>	-25.4%	<u>2,894</u>	<u>2,383</u>	21.4%	<u>2,894</u>	<u>2,383</u>	21.4%
Subtotal	3,032	4,071	-25.5%	56,213	60,684	-7.4%	56,213	60,684	-7.4%
Total	4,472	5,640	-20.7%	76,540	81,748	-6.4%	76,540	81,748	-6.4%
Fuel Gallons									
100LL	12,069	15,395	-21.6%	233,853	287,488	-18.7%	233,853	287,488	-18.7%
Jet A (GA)	71,265	108,016	-34.0%	1,365,815	1,741,409	-21.6%	1,365,815	1,741,409	-21.6%
Subtotal	83,334	123,411	-32.5%	1,599,668	2,028,897	-21.2%	1,599,668	2,028,897	-21.2%
Jet A (A/L)	<u>246,755</u>	<u>258,640</u>	-4.6%	<u>2,888,384</u>	<u>2,811,980</u>	2.7%	<u>2,888,384</u>	<u>2,811,980</u>	2.7%
Total	330,089	382,051	-13.6%	4,488,052	4,840,877	-7.3%	4,488,052	4,840,877	-7.3%

*CYTD = Calendar Year to Date and *Mov12 = Moving Twelve Months.

Tuesday, January 20, 2009

Airline Enplanements, Seats, and Load Factors

Asheville Regional Airport

December 2008



	Dec 2008	Dec 2007	Percentage Change	*CYTD-2008	*CYTD-2007	Percentage Change
Continental Airlines						
Enplanements	2,246	2,745	-18.2%	34,731	31,812	9.2%
Seats	3,100	3,629	-14.6%	51,675	41,605	24.2%
Load Factor	72.5%	75.6%	-4.2%	67.2%	76.5%	-12.1%
Delta Air Lines						
Enplanements	9,383	9,241	1.5%	108,466	120,794	-10.2%
Seats	12,986	12,390	4.8%	148,998	155,997	-4.5%
Load Factor	72.3%	74.6%	-3.1%	72.8%	77.4%	-6.0%
Northwest Airlines						
Enplanements	3,316	2,937	12.9%	41,508	36,234	14.6%
Seats	4,450	4,250	4.7%	56,750	51,146	11.0%
Load Factor	74.5%	69.1%	7.8%	73.1%	70.8%	3.2%
US Airways						
Enplanements	8,081	7,076	14.2%	94,739	100,578	-5.8%
Seats	10,390	10,165	2.2%	135,674	136,458	-0.6%
Load Factor	77.8%	69.6%	11.7%	69.8%	73.7%	-5.3%
Totals						
Enplanements	23,026	21,999	4.7%	279,444	289,418	-3.4%
Seats	30,926	30,434	1.6%	393,097	385,206	2.0%
Load Factor	74.5%	72.3%	3.0%	71.1%	75.1%	-5.4%

Tuesday, January 20, 2009

*CTYD = Calendar Year to Date and *Mov12 = Moving Twelve Months.

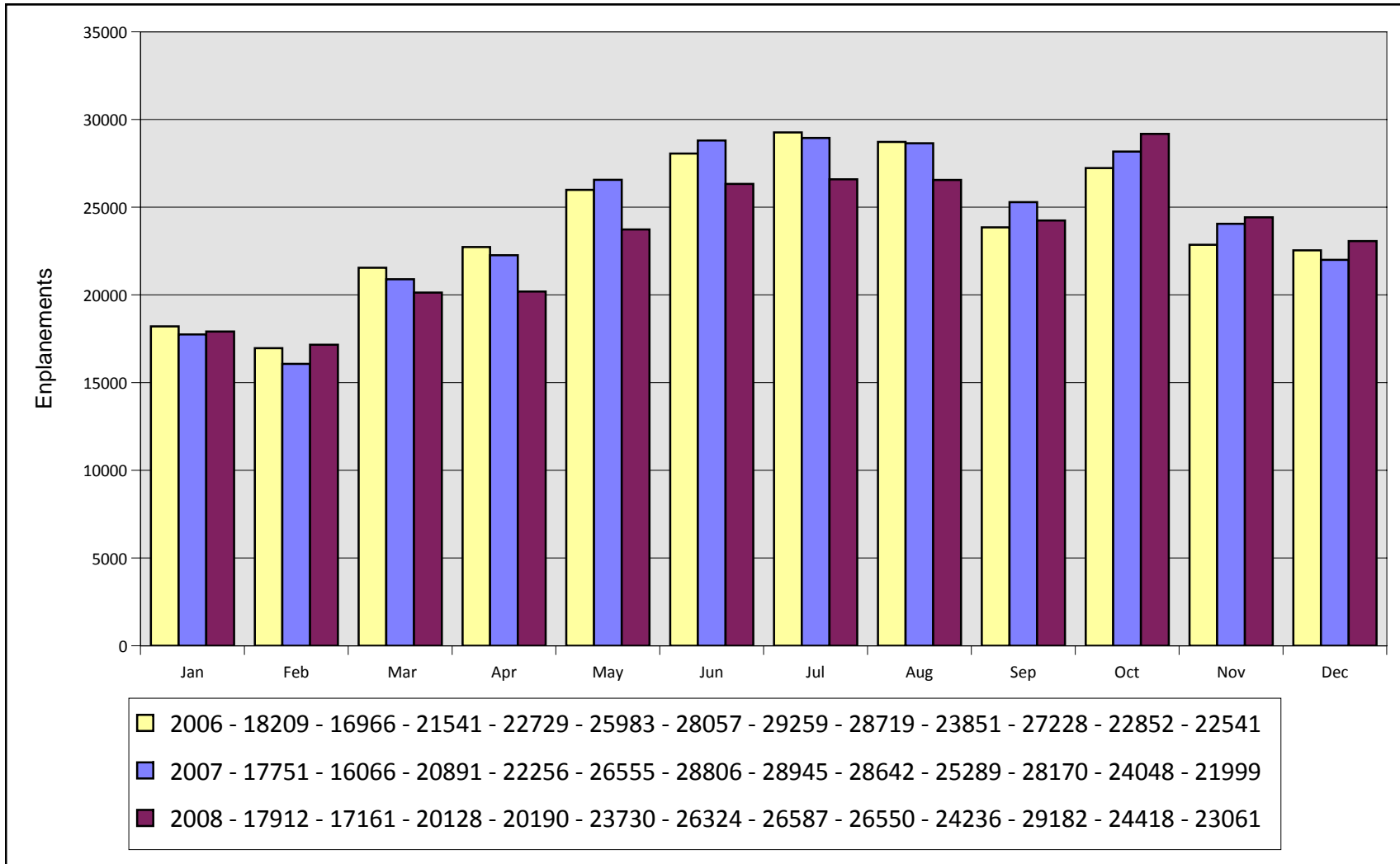
Airline Flight Completions Asheville Regional Airport December 2008



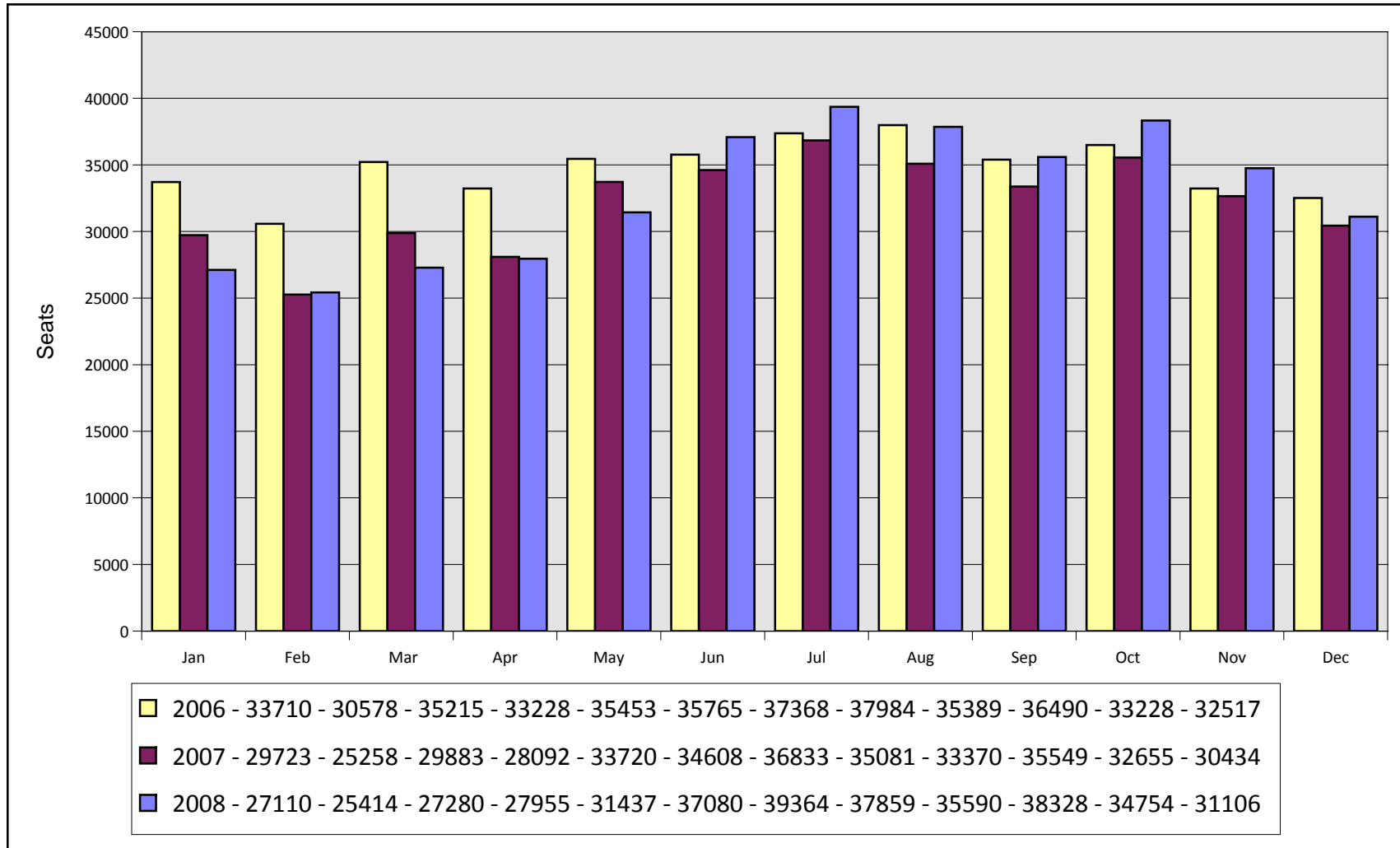
Airline	Scheduled Flights	Field	Cancellations Due To			Total Cancellations	Percentage of Completed
			Mechanical	Weather	Other		
Allegiant Air	2	0	0	0	0	0	100.0%
Continental Airlines	65	0	0	3	0	3	95.4%
Delta Air Lines	264	0	1	3	0	4	98.5%
Northwest Airlines	91	0	0	4	0	4	95.6%
US Airways	220	0	1	2	0	3	98.6%
Total	642	0	2	12	0	14	97.8%

Tuesday, January 20, 2009

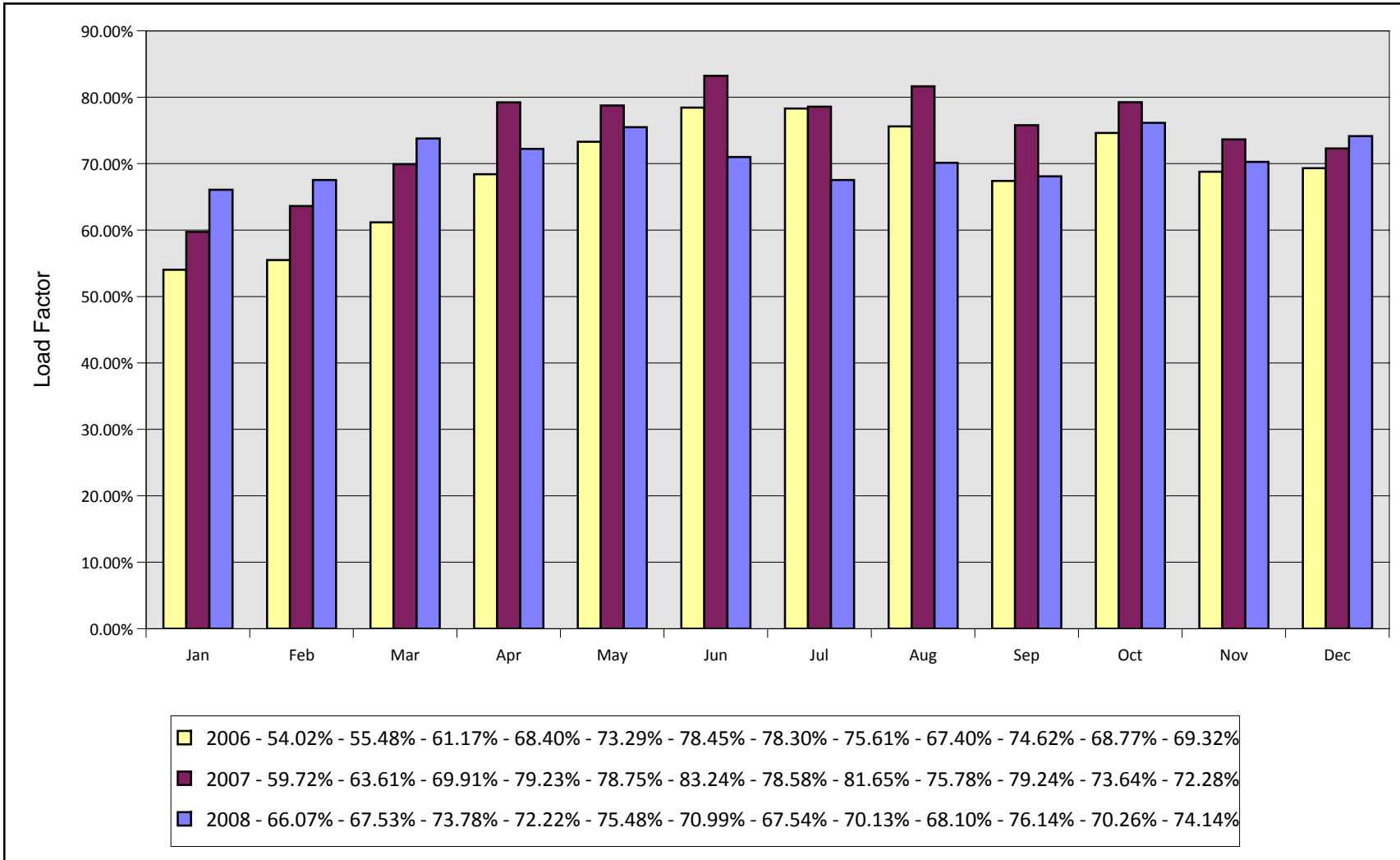
Monthly Enplanements By Year Asheville Regional Airport



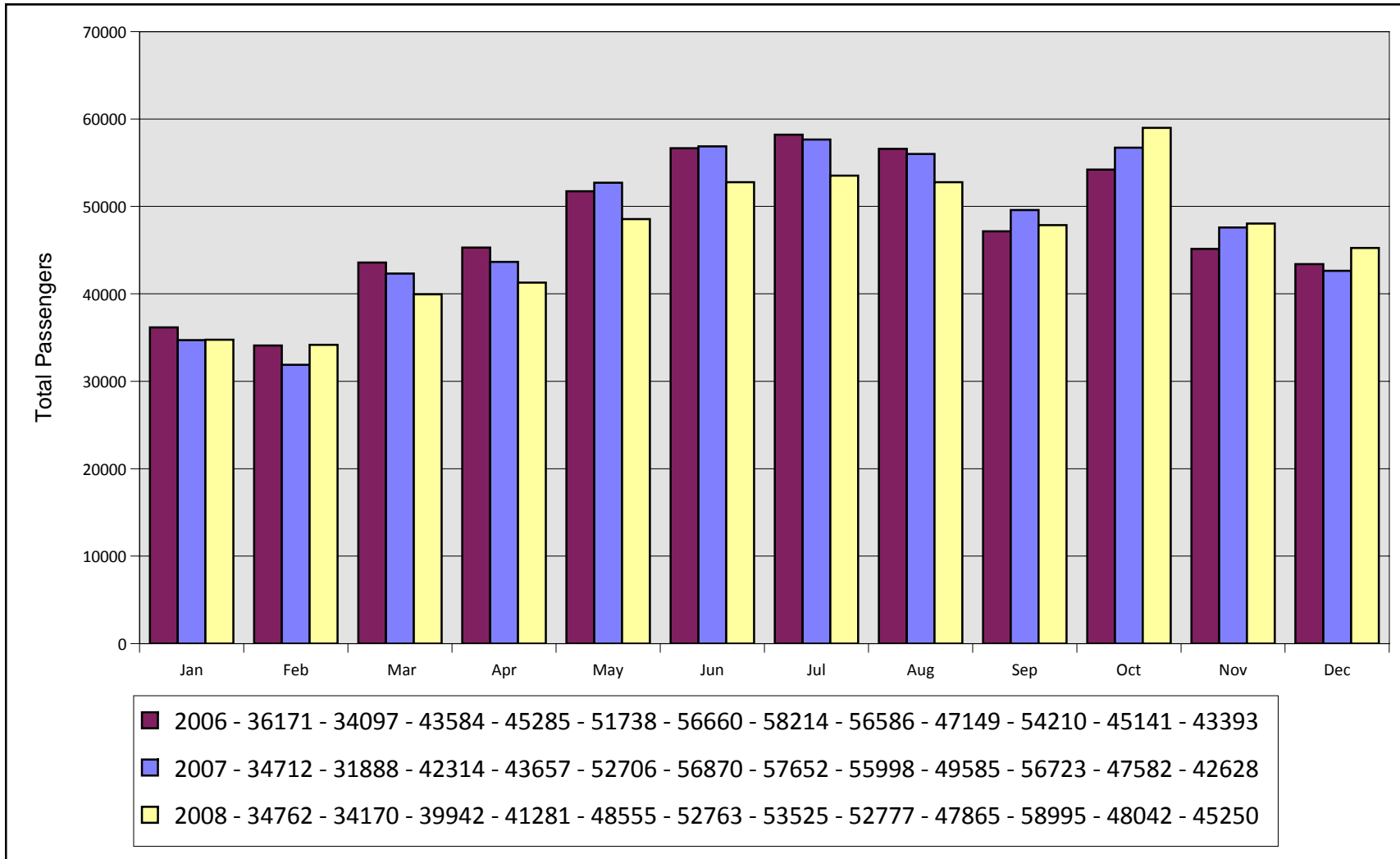
Monthly Seats By Year Asheville Regional Airport



Monthly Load Factors By Year Asheville Regional Airport

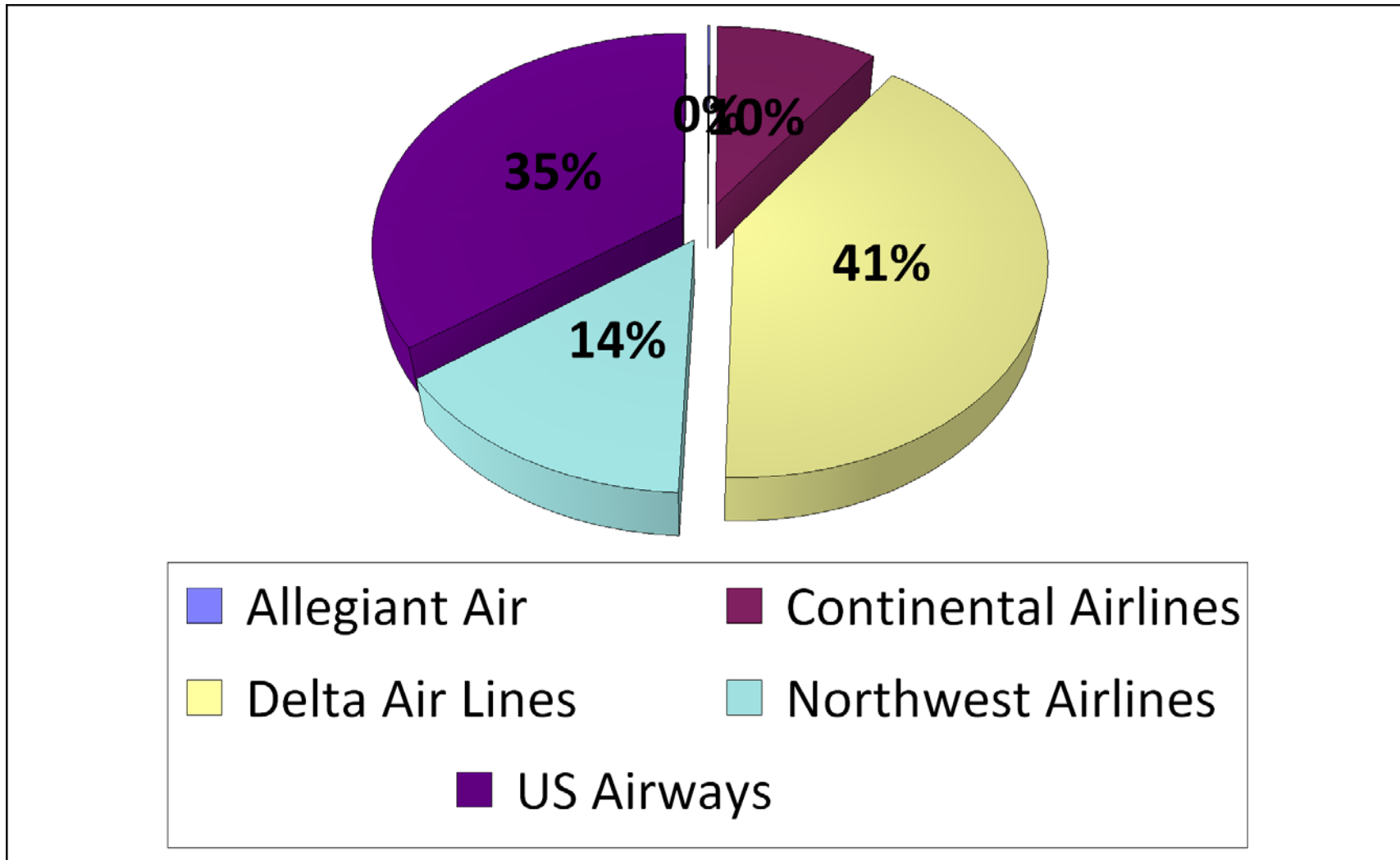


Total Monthly Passengers By Year Asheville Regional Airport

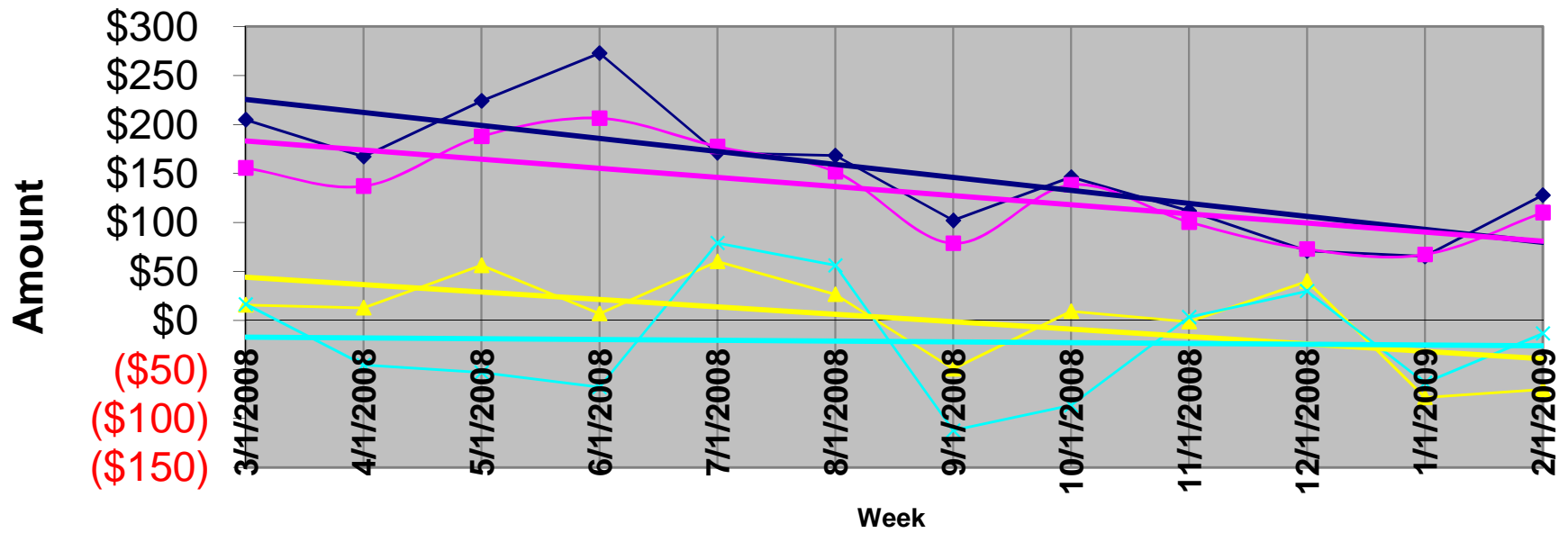


Airline Market Share Analysis (Enplanements) Asheville Regional Airport

Report Period From December 2008 Through December 2008



AVL Average Airfare Differences 21 Day Advance Purchase, 3 Day Stay



◆ ATL
 ■ CLT
 ▲ GSP
 ✦ TRI
 — Linear (ATL)
 — Linear (CLT)
 — Linear (GSP)
 — Linear (TRI)

Asheville Regional Airport
Sample airfares as of 02/01/09
21 Day Advance Purchase, 3 day Stay

Difference in Fares

		<u>ASHEVILLE</u>	<u>ATLANTA</u>	<u>CHARLOTTE</u>	<u>GREENVILLE</u>	<u>TRI-CITIES</u>	<u>ATLANTA</u>	<u>CHARLOTTE</u>	<u>GREEVILLE</u>	<u>TRI-CITIES</u>
ABQ	Albuquerque	\$397	\$336	\$208	\$491	\$393	\$61	\$189	(\$94)	\$4
ATL	Atlanta	\$399		\$97	\$343	\$328	\$399	\$302	\$56	\$71
AUS	Austin	\$281	\$255	\$309	\$386	\$237	\$26	(\$28)	(\$105)	\$44
BWI	Baltimore	\$201	\$149	\$137	\$401	\$237	\$52	\$64	(\$200)	(\$36)
BOS	Boston	\$240	\$169	\$157	\$333	\$240	\$71	\$83	(\$93)	\$0
ORD	Chicago	\$231	\$147	\$213	\$292	\$277	\$84	\$18	(\$61)	(\$46)
CVG	Cincinnati	\$559	\$139	\$236	\$235	\$520	\$420	\$323	\$324	\$39
CLE	Cleveland	\$367	\$139	\$217	\$322	\$200	\$228	\$150	\$45	\$167
DFW	Dallas	\$341	\$169	\$217	\$324	\$342	\$172	\$124	\$17	(\$1)
DEN	Denver	\$235	\$239	\$258	\$507	\$278	(\$4)	(\$23)	(\$272)	(\$43)
DTW	Detroit	\$239	\$139	\$218	\$233	\$288	\$100	\$21	\$6	(\$49)
FLL	Fort Lauderdale	\$227	\$149	\$157	\$393	\$267	\$78	\$70	(\$166)	(\$40)
RSW	Ft. Myers	\$438	\$149	\$218	\$421	\$438	\$289	\$220	\$17	\$0
BDL	Hartford	\$289	\$255	\$191	\$235	\$260	\$34	\$98	\$54	\$29
IAH	Houston	\$235	\$157	\$216	\$391	\$312	\$78	\$19	(\$156)	(\$77)
IND	Indianapolis	\$221	\$139	\$179	\$226	\$237	\$82	\$42	(\$5)	(\$16)
JAX	Jacksonville	\$240	\$119	\$139	\$515	\$277	\$121	\$101	(\$275)	(\$37)
MCI	Kansas City	\$271	\$149	\$208	\$458	\$237	\$122	\$63	(\$187)	\$34
LAS	Las Vegas	\$277	\$279	\$237	\$442	\$327	(\$2)	\$40	(\$165)	(\$50)
LAX	Los Angeles	\$331	\$229	\$201	\$533	\$277	\$102	\$130	(\$202)	\$54
MHT	Manchester	\$237	\$224	\$178	\$476	\$237	\$13	\$59	(\$239)	\$0
MEM	Memphis	\$413	\$114	\$193	\$530	\$610	\$299	\$220	(\$117)	(\$197)
MIA	Miami	\$365	\$149	\$197	\$383	\$405	\$216	\$168	(\$18)	(\$40)
MKE	Milwaukee	\$225	\$167	\$190	\$367	\$234	\$58	\$35	(\$142)	(\$9)
MSP	Minneapolis/Saint Paul	\$351	\$169	\$217	\$485	\$635	\$182	\$134	(\$134)	(\$284)
BNA	Nashville	\$386	\$264	\$228	\$383	\$589	\$122	\$158	\$3	(\$203)
MSY	New Orleans	\$250	\$129	\$201	\$418	\$240	\$121	\$49	(\$168)	\$10
LGA	New York	\$288	\$169	\$148	\$214	\$240	\$119	\$140	\$74	\$48
EWR	Newark	\$299	\$179	\$137	\$214	\$357	\$120	\$162	\$85	(\$58)
MCO	Orlando	\$377	\$139	\$177	\$390	\$237	\$238	\$200	(\$13)	\$140
PHL	Philadelphia	\$280	\$149	\$178	\$236	\$237	\$131	\$102	\$44	\$43
PHX	Phoenix	\$291	\$219	\$189	\$514	\$277	\$72	\$102	(\$223)	\$14
PIT	Pittsburgh	\$191	\$139	\$151	\$333	\$237	\$52	\$40	(\$142)	(\$46)
PDX	Portland	\$344	\$408	\$223	\$330	\$284	(\$64)	\$121	\$14	\$60

Asheville Regional Airport
Sample airfares as of 02/01/09
21 Day Advance Purchase, 3 day Stay

PVD	Providence	\$260	\$267	\$178	\$235	\$241	(\$7)	\$82	\$25	\$19
RDU	Raleigh/Durham	\$388	\$119	\$216	\$390	\$517	\$269	\$172	(\$2)	(\$129)
RIC	Richmond	\$438	\$119	\$216	\$353	\$481	\$319	\$222	\$85	(\$43)
STL	Saint Louis	\$347	\$139	\$197	\$342	\$387	\$208	\$150	\$5	(\$40)
SLC	Salt Lake City	\$364	\$240	\$359	\$531	\$386	\$124	\$5	(\$167)	(\$22)
SAT	San Antonio	\$267	\$169	\$217	\$443	\$240	\$98	\$50	(\$176)	\$27
SAN	San Diego	\$329	\$330	\$278	\$533	\$280	(\$1)	\$51	(\$204)	\$49
SFO	San Francisco	\$382	\$259	\$218	\$497	\$278	\$123	\$164	(\$115)	\$104
SRQ	Sarasota/Bradenton	\$458	\$139	\$218	\$408	\$507	\$319	\$240	\$50	(\$49)
SEA	Seattle	\$317	\$338	\$237	\$533	\$280	(\$21)	\$80	(\$216)	\$37
SYR	Syracuse	\$241	\$224	\$158	\$319	\$200	\$17	\$83	(\$78)	\$41
TPA	Tampa	\$277	\$139	\$218	\$398	\$237	\$138	\$59	(\$121)	\$40
YYZ	Toronto	\$507	\$305	\$334	\$422	\$668	\$202	\$173	\$85	(\$161)
DCA	Washington DC	\$240	\$149	\$197	\$333	\$278	\$91	\$43	(\$93)	(\$38)
IAD	Washington DC	\$240	\$149	\$177	\$333	\$278	\$91	\$63	(\$93)	(\$38)
PBI	West Palm Beach	\$365	\$139	\$198	\$424	\$351	\$226	\$167	(\$59)	\$14
							\$128	\$110	(\$70)	(\$13) Average Fare difference

*These sample airfares were available 02/01/09, based on a 21 day advance purchase and a 3 day stay. Other restrictions may apply. To obtain the most up-to-date pricing information for your travel needs, please contact your professional travel agent or visit the following web sites: www.continental.com; www.delta.com; www.nwa.com; www.usairways.com; www.travelocity.com; www.orbitz.com; or www.expedia.com. Airfares are subject to change without notice - and lower airfares are often not available on all dates. Please see our "special airfares" section on our web site for any last minute airfare specials. Sample airfares will be updated each Tuesday.

Blue highlighted numbers represent fare differentials in excess of \$35 for GSP, \$70 for CLT, \$100 for ATL, and \$35 for TRI.

Asheville Regional Airport
Sample airfares as of 02/01/09
21 Day Advance Purchase, 3 day Stay

Difference in Fares

		<u>ASHEVILLE</u>	<u>ATLANTA</u>	<u>CHARLOTTE</u>	<u>GREENVILLE</u>	<u>TRI-CITIES</u>	<u>ATLANTA</u>	<u>CHARLOTTE</u>	<u>GREEVILLE</u>	<u>TRI-CITIES</u>
ABQ	Albuquerque	\$397	\$336	\$208	\$491	\$393	\$61	\$189	(\$94)	\$4
ATL	Atlanta	\$399		\$97	\$343	\$328	\$399	\$302	\$56	\$71
AUS	Austin	\$281	\$255	\$309	\$386	\$237	\$26	(\$28)	(\$105)	\$44
BWI	Baltimore	\$201	\$149	\$137	\$401	\$237	\$52	\$64	(\$200)	(\$36)
BOS	Boston	\$240	\$169	\$157	\$333	\$240	\$71	\$83	(\$93)	\$0
ORD	Chicago	\$231	\$147	\$213	\$292	\$277	\$84	\$18	(\$61)	(\$46)
CVG	Cincinnati	\$559	\$139	\$236	\$235	\$520	\$420	\$323	\$324	\$39
CLE	Cleveland	\$367	\$139	\$217	\$322	\$200	\$228	\$150	\$45	\$167
DFW	Dallas	\$341	\$169	\$217	\$324	\$342	\$172	\$124	\$17	(\$1)
DEN	Denver	\$235	\$239	\$258	\$507	\$278	(\$4)	(\$23)	(\$272)	(\$43)
DTW	Detroit	\$239	\$139	\$218	\$233	\$288	\$100	\$21	\$6	(\$49)
FLL	Fort Lauderdale	\$227	\$149	\$157	\$393	\$267	\$78	\$70	(\$166)	(\$40)
RSW	Ft. Myers	\$438	\$149	\$218	\$421	\$438	\$289	\$220	\$17	\$0
BDL	Hartford	\$289	\$255	\$191	\$235	\$260	\$34	\$98	\$54	\$29
IAH	Houston	\$235	\$157	\$216	\$391	\$312	\$78	\$19	(\$156)	(\$77)
IND	Indianapolis	\$221	\$139	\$179	\$226	\$237	\$82	\$42	(\$5)	(\$16)
JAX	Jacksonville	\$240	\$119	\$139	\$515	\$277	\$121	\$101	(\$275)	(\$37)
MCI	Kansas City	\$271	\$149	\$208	\$458	\$237	\$122	\$63	(\$187)	\$34
LAS	Las Vegas	\$277	\$279	\$237	\$442	\$327	(\$2)	\$40	(\$165)	(\$50)
LAX	Los Angeles	\$331	\$229	\$201	\$533	\$277	\$102	\$130	(\$202)	\$54
MHT	Manchester	\$237	\$224	\$178	\$476	\$237	\$13	\$59	(\$239)	\$0
MEM	Memphis	\$413	\$114	\$193	\$530	\$610	\$299	\$220	(\$117)	(\$197)
MIA	Miami	\$365	\$149	\$197	\$383	\$405	\$216	\$168	(\$18)	(\$40)
MKE	Milwaukee	\$225	\$167	\$190	\$367	\$234	\$58	\$35	(\$142)	(\$9)
MSP	Minneapolis/Saint Paul	\$351	\$169	\$217	\$485	\$635	\$182	\$134	(\$134)	(\$284)
BNA	Nashville	\$386	\$264	\$228	\$383	\$589	\$122	\$158	\$3	(\$203)
MSY	New Orleans	\$250	\$129	\$201	\$418	\$240	\$121	\$49	(\$168)	\$10
LGA	New York	\$288	\$169	\$148	\$214	\$240	\$119	\$140	\$74	\$48
EWR	Newark	\$299	\$179	\$137	\$214	\$357	\$120	\$162	\$85	(\$58)
MCO	Orlando	\$377	\$139	\$177	\$390	\$237	\$238	\$200	(\$13)	\$140
PHL	Philadelphia	\$280	\$149	\$178	\$236	\$237	\$131	\$102	\$44	\$43
PHX	Phoenix	\$291	\$219	\$189	\$514	\$277	\$72	\$102	(\$223)	\$14
PIT	Pittsburgh	\$191	\$139	\$151	\$333	\$237	\$52	\$40	(\$142)	(\$46)
PDX	Portland	\$344	\$408	\$223	\$330	\$284	(\$64)	\$121	\$14	\$60

Asheville Regional Airport
Sample airfares as of 02/01/09
21 Day Advance Purchase, 3 day Stay

PVD	Providence	\$260	\$267	\$178	\$235	\$241	(\$7)	\$82	\$25	\$19
RDU	Raleigh/Durham	\$388	\$119	\$216	\$390	\$517	\$269	\$172	(\$2)	(\$129)
RIC	Richmond	\$438	\$119	\$216	\$353	\$481	\$319	\$222	\$85	(\$43)
STL	Saint Louis	\$347	\$139	\$197	\$342	\$387	\$208	\$150	\$5	(\$40)
SLC	Salt Lake City	\$364	\$240	\$359	\$531	\$386	\$124	\$5	(\$167)	(\$22)
SAT	San Antonio	\$267	\$169	\$217	\$443	\$240	\$98	\$50	(\$176)	\$27
SAN	San Diego	\$329	\$330	\$278	\$533	\$280	(\$1)	\$51	(\$204)	\$49
SFO	San Francisco	\$382	\$259	\$218	\$497	\$278	\$123	\$164	(\$115)	\$104
SRQ	Sarasota/Bradenton	\$458	\$139	\$218	\$408	\$507	\$319	\$240	\$50	(\$49)
SEA	Seattle	\$317	\$338	\$237	\$533	\$280	(\$21)	\$80	(\$216)	\$37
SYR	Syracuse	\$241	\$224	\$158	\$319	\$200	\$17	\$83	(\$78)	\$41
TPA	Tampa	\$277	\$139	\$218	\$398	\$237	\$138	\$59	(\$121)	\$40
YYZ	Toronto	\$507	\$305	\$334	\$422	\$668	\$202	\$173	\$85	(\$161)
DCA	Washington DC	\$240	\$149	\$197	\$333	\$278	\$91	\$43	(\$93)	(\$38)
IAD	Washington DC	\$240	\$149	\$177	\$333	\$278	\$91	\$63	(\$93)	(\$38)
PBI	West Palm Beach	\$365	\$139	\$198	\$424	\$351	\$226	\$167	(\$59)	\$14
							\$128	\$110	(\$70)	(\$13) Average Fare difference

*These sample airfares were available 02/01/09, based on a 21 day advance purchase and a 3 day stay. Other restrictions may apply. To obtain the most up-to-date pricing information for your travel needs, please contact your professional travel agent or visit the following web sites: www.continental.com; www.delta.com; www.nwa.com; www.usairways.com; www.travelocity.com; www.orbitz.com; or www.expedia.com. Airfares are subject to change without notice - and lower airfares are often not available on all dates. Please see our "special airfares" section on our web site for any last minute airfare specials. Sample airfares will be updated each Tuesday.

Blue highlighted numbers represent fare differentials in excess of \$35 for GSP, \$70 for CLT, \$100 for ATL, and \$35 for TRI.

Schedule Compare Report for all Airlines for Passenger flights between AVL and ALL for Feb09 vs. Feb08

AI	Ops/Week				Seats/Week			
	Feb09	Feb08	Diff	Pct Chg	Feb09	Feb08	Diff	Pct Chg
US	98	96	2	2.08	4,562	4,436	126	2.84
CO	28	28	0	0.00	1,400	1,179	221	18.74
DL	90	92	-2	-2.17	4,500	4,672	-172	-3.68
NW	26	40	-14	-35.00	1,300	2,000	-700	-35.00
TOTAL	242	256	-14	-5.47	11,762	12,287	-525	-4.27

Schedule Compare Report for all Airlines for Passenger flights between AVL and ALL for Mar09 vs. Mar08

AI	Ops/Week				Seats/Week			
	Mar09	Mar08	Diff	Pct Chg	Mar09	Mar08	Diff	Pct Chg
DL	140	104	36	34.62	7,000	5,112	1,888	36.93
CO	28	28	0	0.00	1,400	1,218	182	14.94
US	100	100	0	0.00	4,766	4,532	234	5.16
NW	26	40	-14	-35.00	1,300	2,000	-700	-35.00
TOTAL	294	272	22	8.09	14,466	12,862	1,604	12.47

Schedule Compare Report for all Airlines for Passenger flights between AVL and ALL for Apr09 vs. Apr08

AI	Ops/Week				Seats/Week			
	Apr09	Apr08	Diff	Pct Chg	Apr09	Apr08	Diff	Pct Chg
DL	140	96	44	45.83	7,000	4,964	2,036	41.02
CO	30	30	0	0.00	1,500	1,500	0	0.00
US	100	100	0	0.00	4,766	4,818	-52	-1.08
NW	26	40	-14	-35.00	1,300	2,000	-700	-35.00
TOTAL	296	266	30	11.28	14,566	13,282	1,284	9.67



MEMORANDUM

TO: Members of the Airport Authority

FROM: Christy Brunson, Finance Manager

DATE: February 13, 2009

ITEM DESCRIPTION – Information Section Item B

Asheville Regional Airport – Explanation of Extraordinary Variances
Month Ended December 31, 2008 (Month 6 of FY-2009)

SUMMARY

Operating Revenue (page 5 of 13) for the month of December was \$479,980; 22.67% below the budgeted amount. Year-to-date Operating Revenue is 4.97% or \$185,233 below the budget figure. Operating Expenses (page 5 of 13) were 17.08% lower than the budget amount on a year-to-date basis. Passenger Facility Charges earned were \$98,002. Income from Investments was \$11,891 for the month of December. Operating Revenue from operations and land use before depreciation was \$7,692 for the month of December 2008.

REVENUES

Monthly revenues were down primarily in two areas. Operating Revenue for the month of December 2008 was \$55,712 lower than the amount of Operating Revenue at the Airport for the month of December 2007 (\$648,756). A refund of an overpayment of revenue in the amount of \$75,000 was made to Standard Parking. This caused an overstatement of prior month's revenues and an understatement of the current month's revenues. If not for the refund, parking revenues would have been \$168,592 or 13.17% below budget for the month. This would have brought the monthly operating revenue amount to \$554,980 or 10.6% below budget.

Auto Parking	(51.69%)	Refund of overpayments to Standard Parking for payments submitted during transition of data processing companies
Rental Car – Car Rentals	(13.44%)	Loss of concessions from National's offsite location
Rental Car – Facility Rent	16.40	Payment of previously netted payments

Information Section – Item B



Landing Fees	(36.17%)	Lower than projected landed weights
Commercial Ground Transportation	(71.48%)	Timing of receipts
Interest Revenue	(40.55%)	Low interest rates
CFC Revenue	(27.72%)	Timing of revenue posting from National/Alamo
FBO's/SASO's	(25.34%)	Reductions in fuel sales

Year to date Operating Revenue is \$3,538,798; or 4.97% below the budget figure.

EXPENSES

Total Operating Expenses for the month were 15.76% lower than the budget amount. Staff continues to reevaluate the 2009 budget and remains cautious on expense items.

Personnel Services	(10.24%)	Timing of filling open positions
Professional Services	(79.97%)	Timing of expenses related legal services, surveys, and artwork
Accounting & Auditing	(100.00%)	Timing of expenses
Other Contractual Services	(32.45%)	Delay of contracting Skycap/Porter services
Travel & Training	(61.64%)	Timing of expenses
Communications & Freight	35.16	Timing of expenses related to Holiday cards
Utility Services	26.03%	Record cold temperatures
Rentals & Leases	14.27%	Rental of a core drill
Repairs & Maintenance	29.46%	Repair of a damaged vehicle & timing of planned maintenance
Printing & Binding	(36.70%)	Timing of Marketing purchases
Promotional Activities	666.73%	Timing of annual payments for promotional and employee activities
Other Current Charges & Obligations	(32.00%)	Timing of expenses related to credit card processing
Office Supplies	(77.92%)	Timing of planned purchases
Operating Supplies	(10.93%)	Delay of purchases
Books, Publications, Subscriptions	(77.10%)	Timing of annual purchases

STATEMENT OF NET ASSETS

No significant changes to the Statement of Net Assets.

**ASHEVILLE REGIONAL AIRPORT
INVESTMENT AND INTEREST INCOME SUMMARY
For the Month Ended December 2008**

<u>Institution:</u>	<u>Date of Purchase</u>	<u>Date of Maturity</u>	<u>Interest Rate</u>	<u>Investment Amount</u>	<u>Monthly Interest</u>
Bank of America			0.31%	\$ 1,149,220	443
Petty Cash				100	
NC Capital Trust				2,690,535	4,236
Restricted Cash:					
PFC Revenue Account			0.15%	586,803	75
Wachovia-Gov. Advantage Acct.			0.29%	1,357,694	360
Rental Car Project Fund			0.00%	0	0
CFC Revenue			0.30%	1,825,394	494
<u>Commercial Paper:</u>					
General Electric	10/1/2008	03/27/09	3.61%	982,546	3,013
General Electric	10/15/2008	01/16/09	3.890%	990,054	3,270
Total				<u>\$ 9,582,346</u>	<u>\$ 11,891</u>

Investment Diversification:

1.BANKS	37.17%
2.CAP.TRUST	28.08%
3.GOV.ADV.ACCT.	14.17%
4.COM.PAPER	20.59%
5. FED. AGY	0%
	<u>100.00%</u>

**ASHEVILLE REGIONAL AIRPORT
STATEMENT OF CHANGES IN FINANCIAL POSITION
For the Month Ended December 2008**

	<u>Month</u>	<u>Prior Period</u>
Cash and Investments Beginning of Period (Month 12-01-08, Prior Period 11-01-08)	\$ 11,232,104	\$ 11,143,415
Net Income before Contributions	7,692	64,134
Depreciation	243,432	243,432
Decrease/(Increase) in Receivables	90,526	309,185
Increase/(Decrease) in Payables	156,871	(1,932)
Decrease/(Increase) in Prepaid Expenses	9,885	19,861
Decrease/(Increase) in Long Term Assets	(1,818,489)	(633,646)
Contributed Capital	-	
Capital Funds	(148)	(85,792)
Carryback of Payments to Prior Period	(309,352)	203,622
Bonds Payable - Current	(30,175)	(30,175)
Bonds Payable - Non-Current		
Increase(Decrease) in Cash	<u>(1,649,758)</u>	<u>88,689</u>
Cash and Investments End of Period (12/31/2008)	<u>\$ 9,582,346</u>	<u>\$ 11,232,104</u>

Asheville Regional Airport Authority
Cost Centers Statement of Revenue, Expenses and Changes in Net Assets

For the Month Ending December 31st, 2008

	<u>December Actual</u>	<u>December Budget</u>	<u>Variance %</u>	<u>YTD Actual</u>	<u>YTD Budget</u>	<u>Variance %</u>	<u>Annual Budget</u>
Operating Revenue:							
Terminal	\$272,248	\$272,657	(0.15%)	\$1,665,802	\$1,635,942	1.83%	\$3,271,885
Airfield	51,504	85,807	(39.98%)	357,493	514,841	(30.56%)	1,029,681
Hangar	41,003	56,127	(26.95%)	326,960	336,763	(2.91%)	763,344
Parking Lot/Roadway	93,592	194,159	(51.80%)	1,107,807	1,164,950	(4.91%)	2,329,898
Land Use Fees	21,633	11,921	81.47%	80,736	71,525	12.88%	143,050
Total Operating Revenue	\$479,980	\$620,671	(22.67%)	\$3,538,798	\$3,724,021	(4.97%)	\$7,537,858
Operating Expenses:							
Administrative	\$211,222	\$251,212	(15.92%)	\$1,772,756	\$1,490,976	18.90%	\$2,981,477
Terminal	168,572	201,987	(16.54%)	672,304	1,211,924	(44.53%)	2,423,847
Airfield	87,564	104,716	(16.38%)	310,758	628,298	(50.54%)	1,256,595
Hangar	508	614	(17.26%)	508	3,681	(100.00%)	7,363
Parking Lot	-	1,534	(100.00%)	-	9,204	(100.00%)	18,408
Rental Car Service Facility	4,034	-	0.00%	19,218	-	-	-
Land Use Expenses	388	614	(36.81%)	388	3,682	(89.46%)	7,363
Total Operating Expenses	\$472,288	\$560,677	(15.76%)	\$2,775,932	\$3,347,765	(17.08%)	\$6,695,053
Operating Revenue before Depreciation							
	\$7,692	\$59,994	(87.18%)	\$762,866	\$376,256	102.75%	\$842,805
Depreciation	243,432	230,705	5.52%	1,463,135	1,384,230	5.70%	2,768,461
Operating Income(Loss) Before Non-Operating Revenue and Expenses							
	(\$235,740)	(\$170,711)	38.09%	(\$700,269)	(\$1,007,974)	(30.53%)	(\$1,925,656)
Non-Operating Revenue and Expense							
Customer Facility Charges	47,888	66,250	(27.72%)	464,252	397,500	16.79%	795,000
Passenger Facility Charges	98,002	100,000	(2.00%)	437,009	600,000	(27.17%)	1,200,000
Interest Revenue	11,891	20,000	(40.55%)	91,687	120,000	(23.59%)	240,000
Interest Expense	(22,060)	(21,768)	1.34%	(133,225)	(132,788)	0.33%	(260,282)
Sale of Assets	-	-	-	-	-	0.00%	-
Non-Operating Revenue-Net	\$135,721	\$164,482	(17.49%)	\$859,723	\$984,712	(12.69%)	\$1,974,718

Income (Loss) Before Capital Contributions	<u>(\$100,019)</u>	<u>(\$6,229)</u>	<u>1,505.70%</u>	<u>\$159,454</u>	<u>(\$23,262)</u>	<u>(785.47%)</u>	<u>\$49,062</u>
Capital Contributions	\$0	\$0	0.00%	\$1,146,976	\$0	0.00%	\$0
Increase in Net Assets	<u><u>(\$100,019)</u></u>	<u><u>(\$6,229)</u></u>	<u><u>1,505.70%</u></u>	<u><u>\$1,306,430</u></u>	<u><u>(\$23,262)</u></u>	<u><u>(5,716.16%)</u></u>	<u><u>\$49,062</u></u>

Asheville Regional Airport Authority
Detailed Statement of Revenue, Expenses and Changes in Net Assets

For the Month Ending December 30, 2008

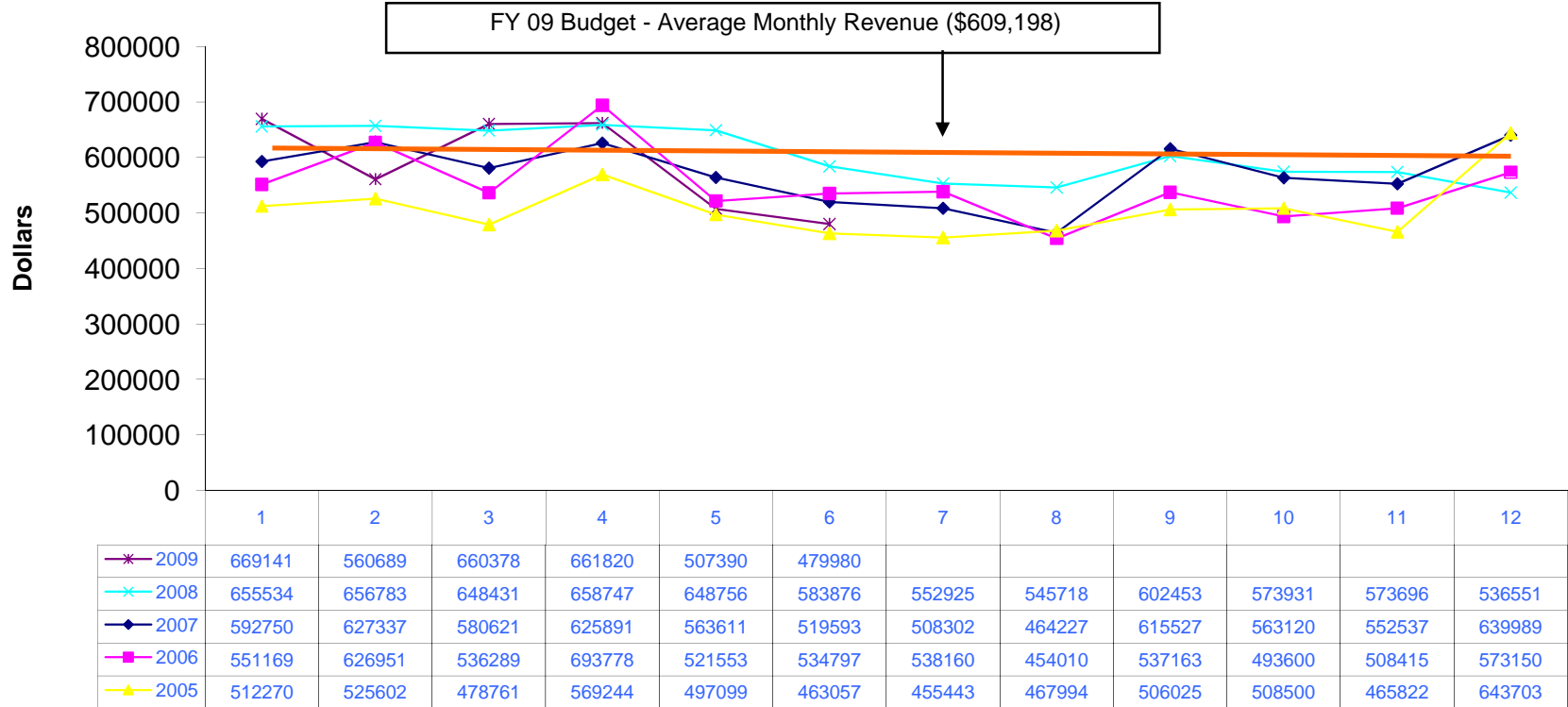
	<u>December Actual</u>	<u>December Budget</u>	<u>Variance %</u>	<u>YTD Actual</u>	<u>YTD Budget</u>	<u>Variance %</u>	<u>Annual Budget</u>
Operating Revenue:							
Terminal Space Rentals - Non Airline	\$15,142	\$15,633	(3.14%)	\$91,960	\$93,800	(1.96%)	\$187,600
Terminal Space Rentals - Airline	97,589	90,982	7.26%	553,074	545,893	1.32%	1,091,785
Concessions	10,240	10,175	0.64%	61,591	61,050	0.89%	122,100
Auto Parking	93,292	193,107	(51.69%)	1,088,189	1,158,640	(6.08%)	2,317,280
Rental Car - Car Rentals	94,494	109,167	(13.44%)	667,292	655,000	1.88%	1,310,000
Rental Car - Facility Rent	47,405	40,727	16.40%	212,954	244,360	(12.85%)	488,720
Commercial Ground Transportation	300	1,052	(71.48%)	17,683	6,309	180.28%	12,618
Landing Fees	34,384	53,866	(36.17%)	180,709	323,198	(44.09%)	641,395
FBO'S/SASO'S	41,903	56,127	(25.34%)	332,360	336,763	(1.31%)	768,344
Building Leases	8,753	9,296	(5.84%)	45,118	55,775	(19.11%)	111,550
Land Leases	1,860	2,625	(29.14%)	32,154	15,750	104.15%	31,500
Other Leases/Fees	34,618	37,914	(8.69%)	255,714	227,483	12.41%	454,966
Total Operating Revenue	\$479,980	\$620,671	(22.67%)	\$3,538,798	\$3,724,021	(4.97%)	\$7,537,858
Operating Expenses:							
Personnel Services	\$270,412	\$301,245	(10.24%)	\$1,511,010	\$1,805,092	(16.29%)	\$3,612,562
Professional Services	3,257	16,257	(79.97%)	70,327	97,543	(27.90%)	195,085
Accounting & Auditing	-	2,854	(100.00%)	6,928	17,125	(59.54%)	34,250
Other Contractual Services	35,305	52,265	(32.45%)	278,149	317,384	(12.36%)	639,522
Travel & Training	5,311	13,846	(61.64%)	60,837	94,775	(35.81%)	198,500
Communications & Freight	5,424	4,013	35.16%	25,724	24,058	6.92%	48,118
Utility Services	46,909	37,221	26.03%	203,249	167,406	21.41%	368,158
Rentals & Leases	1,009	883	14.27%	11,669	5,296	120.34%	10,592
Insurance	17,292	17,292	0.00%	104,441	103,750	0.67%	207,500
Repairs & Maintenance	29,843	23,052	29.46%	148,513	182,557	(18.65%)	333,388
Printing & Binding	13,410	21,184	(36.70%)	67,072	97,391	(31.13%)	201,031
Promotional Activities	11,708	1,527	666.73%	44,484	37,763	17.80%	64,825
Other Current Charges & Obligations	3,502	5,150	(32.00%)	15,666	30,900	(49.30%)	61,800
Office Supplies	310	1,404	(77.92%)	7,677	9,125	(15.87%)	17,550
Operating Supplies	23,161	26,003	(10.93%)	112,460	135,087	(16.75%)	260,990
Books, Publications, Subscriptions & Mem	721	3,148	(77.10%)	6,089	22,513	(72.95%)	41,182
Contingency	4,715	8,333	(43.42%)	15,982	50,000	(68.04%)	100,000
Business Development/Agreement Obliga	-	25,000	(100.00%)	85,655	150,000	(42.90%)	300,000
Total Operating Expenses	\$472,289	\$560,677	(15.76%)	\$2,775,932	\$3,347,765	(17.08%)	\$6,695,053

Operating Revenue before Depreciation	7,691	\$59,994	(87.18%)	\$762,866	\$376,256	102.75%	\$842,805
Depreciation	<u>243,432</u>	<u>230,705</u>	<u>5.52%</u>	<u>1,463,135</u>	<u>1,384,230</u>	<u>5.70%</u>	<u>2,768,461</u>
Operating Income(Loss) Before Non-Operating Revenue and Expenses	(\$235,741)	(\$170,711)	38.09%	(\$700,269)	(\$1,007,974)	(30.53%)	(\$1,925,656)
Non-Operating Revenue and Expense							
Customer Facility Charges	47,888	66,250	(27.72%)	464,252	397,500	16.79%	795,000
Passenger Facility Charges	98,002	100,000	(2.00%)	437,009	600,000	(27.17%)	1,200,000
Interest Revenue	11,891	20,000	(40.55%)	91,687	120,000	(23.59%)	240,000
Interest Expense	(22,060)	(21,768)	1.34%	(133,225)	(132,788)	0.33%	(260,282)
Sale of Assets				-		0.00%	
Non-Operating Revenue-Net	<u>\$135,721</u>	<u>\$164,482</u>	<u>(17.49%)</u>	<u>\$859,723</u>	<u>\$984,712</u>	<u>(12.69%)</u>	<u>\$1,974,718</u>
Income (Loss) Before Capital Contributions	<u>(\$100,020)</u>	<u>(\$6,229)</u>	<u>1,505.72%</u>	<u>\$159,454</u>	<u>(\$23,262)</u>	<u>(785.47%)</u>	<u>\$49,062</u>
Capital Contributions		\$29,432	0.00%	\$1,146,976	\$0	0.00%	\$0
Increase in Net Assets	<u>(\$100,020)</u>	<u>(\$6,229)</u>	<u>1,505.72%</u>	<u>\$1,306,430</u>	<u>(\$23,262)</u>	<u>(5,716.16%)</u>	<u>\$49,062</u>

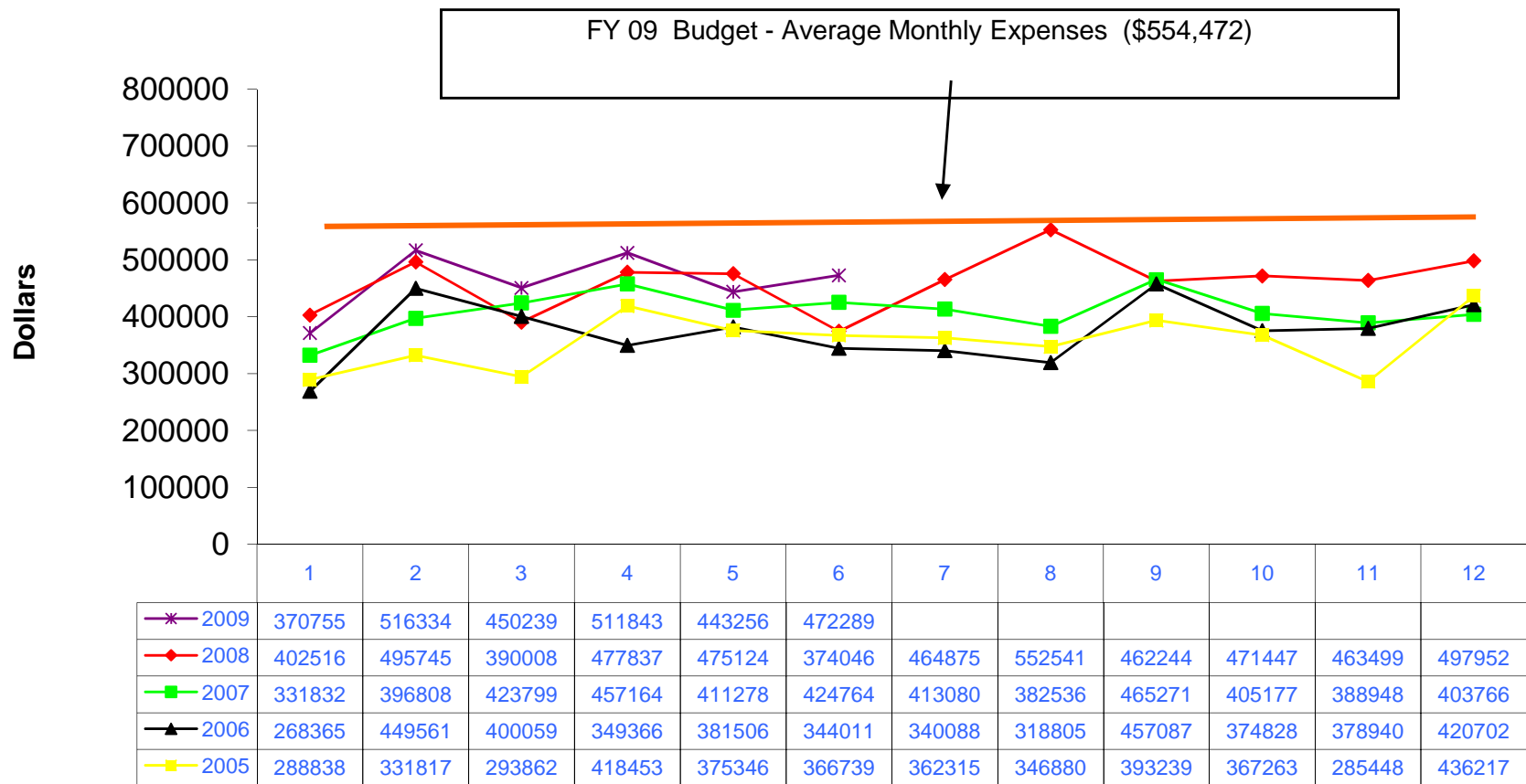
ASHEVILLE REGIONAL AIRPORT AUTHORITY
STATEMENT OF FINANCIAL POSITION
December 31, 2008

	<u>December</u>	<u>Last Month</u>
ASSETS		
Current Assets		
Unrestricted Net Assets:		
Cash and Cash Equivalents	\$3,839,855	\$5,535,112
Investments	1,972,600	1,972,600
Accounts Receivable	594,788	504,262
Prepaid Expenses	47,423	37,538
Total Unrestricted Assets	<u>6,454,666</u>	<u>8,049,512</u>
Restricted Assets:		
Capital Funds	196,747	196,599
Cash and Cash Equivalents	3,769,891	3,723,575
Receivables		
Passenger Facility Charge Funds: Receivables		
Total Restricted Assets	<u>3,966,638</u>	<u>3,920,174</u>
Total Current Assets	10,421,304	11,969,686
Noncurrent Assets		
Capital Assets	19,623,317	17,804,828
Property and Equipment - Net	37,729,966	37,973,398
TOTAL ASSETS	<u><u>\$67,774,587</u></u>	<u><u>\$67,747,912</u></u>
LIABILITIES AND NET ASSETS		
Liabilities		
Accounts Payable	\$234,148	\$77,277
Total Payable from Unrestricted Assets	234,148	77,277
Payable from Restricted Assets:		
Construction Contracts Payable	1,471,070	1,471,070
Construction Contract Retainages	485,831	485,831
Bonds Payable - Current Portion	186,354	216,529
Total Payable From Restricted Assets	<u>2,143,255</u>	<u>2,173,430</u>
Total Current Liabilities	2,377,403	2,250,707
Non-Current Liabilities:		
Rental Car Project Bond	4,295,086	4,295,086
Total Non-Current Liabilities	<u>4,295,086</u>	<u>4,295,086</u>
Total Liabilities	6,672,489	6,545,793
Net Assets:		
Invested in Capital Assets	37,729,966	37,973,398
Unrestricted	<u>23,372,132</u>	<u>23,228,721</u>
Total Net Assets	<u>61,102,098</u>	<u>61,202,119</u>
TOTAL LIABILITIES	<u><u>\$67,774,587</u></u>	<u><u>\$67,747,912</u></u>

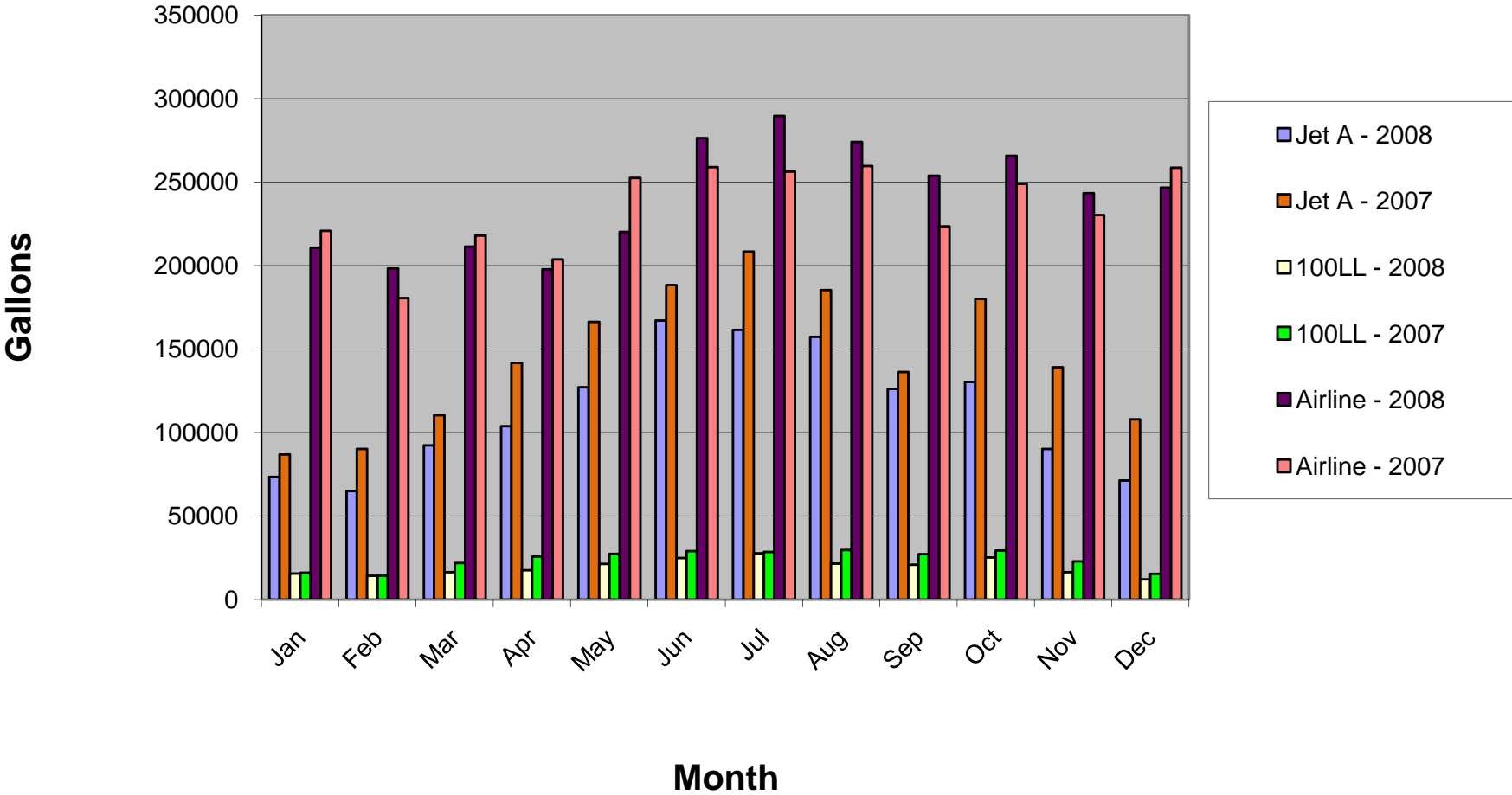
ASHEVILLE REGIONAL AIRPORT Annual Operating Revenue by Month December 2008



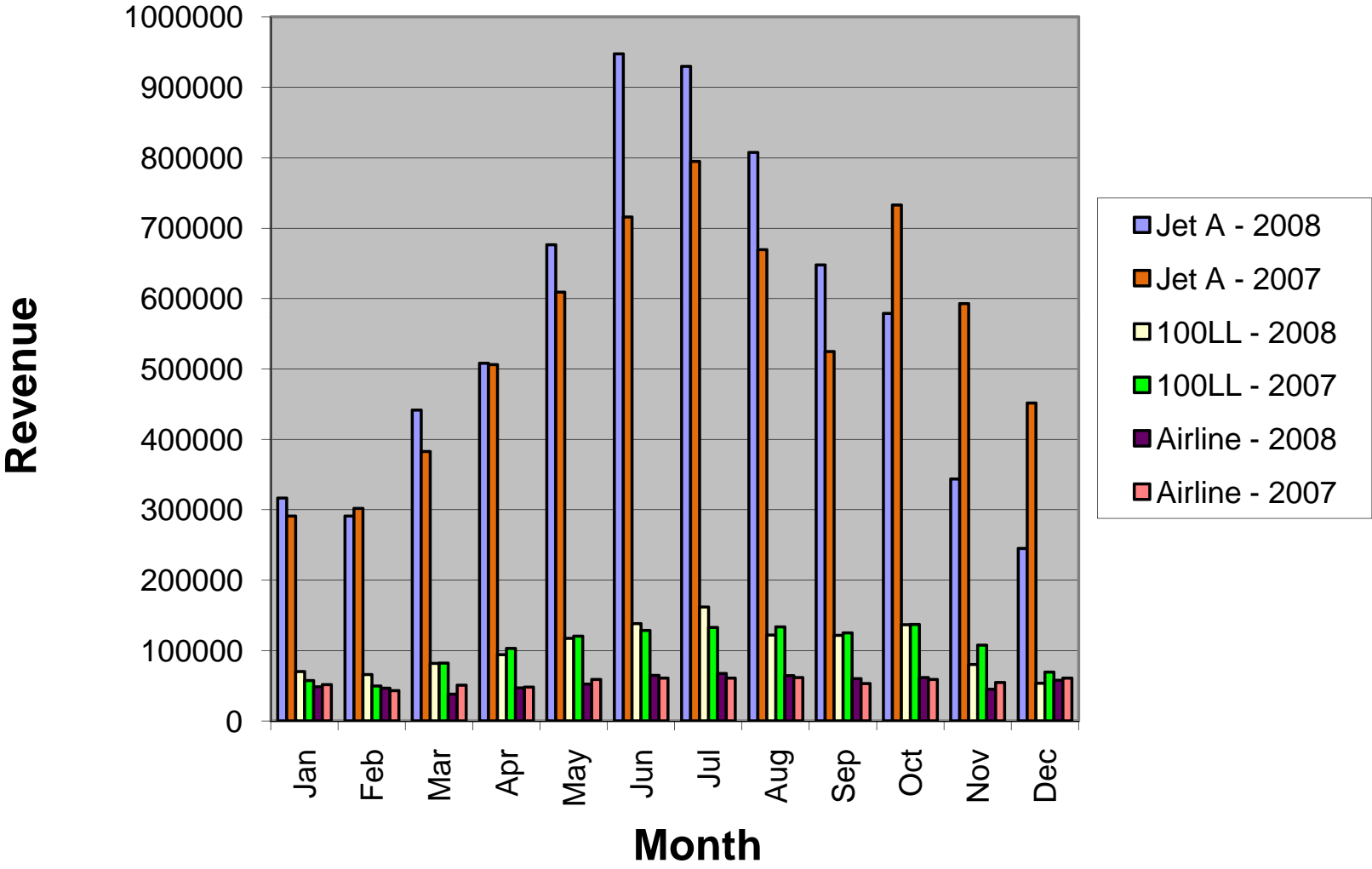
ASHEVILLE REGIONAL AIRPORT Annual Operating Expenses by Month December 2008



AVL Fuels Sales - Gallons December 2008



AVL Fuels Sales - Revenue December 2008





MEMORANDUM

TO: Members of the Airport Authority

FROM: Patti L. Michel, Director of Marketing and Public Relations

DATE: February 13, 2009

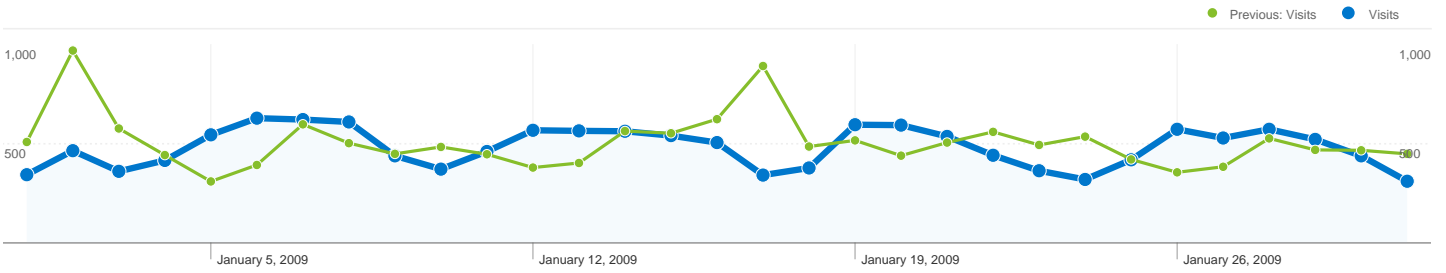
ITEM DESCRIPTION – Information Section Item C

February, 2009 Marketing and Public Relations Report

- Working with Departure Media/architect and ClearChannel Interspace on Display Advertising Concession transition.
- Formulated Proposed Budget for Marketing and Public Relations and Guest Services.
- Met with Biltmore Estate to discuss ticket sales for Guest Services.
- Met with 4-Chambers (Haywood, Madison, Henderson and Asheville) to begin planning Business After Hours event for February 26. In addition, met with numerous area business owners to discuss potential sponsorships of the event.
- Completed artwork for WNC Magazine ad, dedication plaque design, 4-Chamber event invitation, map, parking signage.
- Received an average of 26 phone calls per day during business hours.
- Received/responded to 405 Southern Living leads for January.
- Received/responded to 12 media calls during month of January.
- Website Statistics - Google Analytics: See attached data regarding January activity at www.flyavl.com



- Booking Engine Statistics – Since January 1, AVL has had 64 air reservations for a total of \$512.00 in booking fees collected. 560 new people signed up to be booking engine members.



Site Usage

14,946 Visits

Previous: 15,711 (-4.87%)

37.61% Bounce Rate

Previous: 34.04% (10.48%)

54,233 Pageviews

Previous: 64,754 (-16.25%)

00:04:27 Avg. Time on Site

Previous: 00:07:04 (-36.99%)

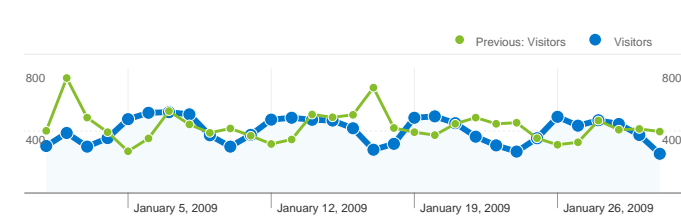
3.63 Pages/Visit

Previous: 4.12 (-11.96%)

65.77% % New Visits

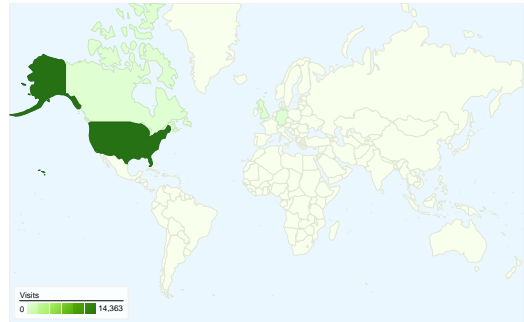
Previous: 65.94% (-0.26%)

Visitors Overview

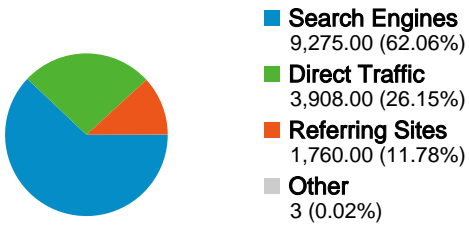


Visitors
10,859

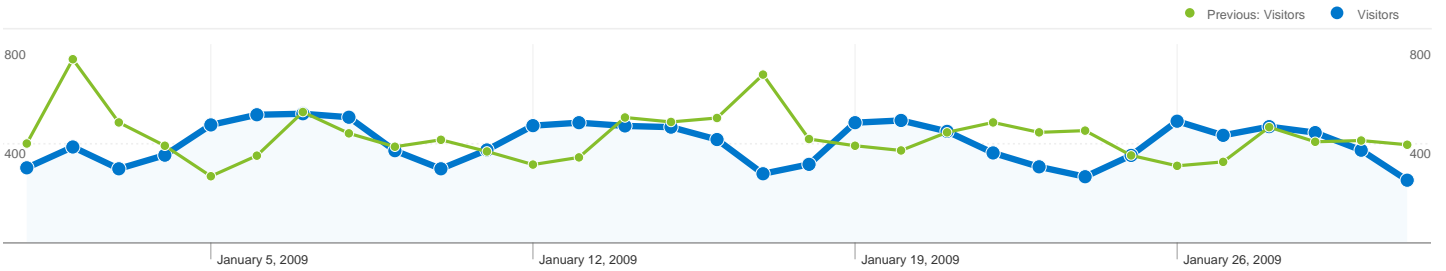
Map Overlay world



Traffic Sources Overview



Content Overview		
Pages	Pageviews	% Pageviews
/		
Jan 1, 2009 - Jan 31, 2009	14,479	26.70%
Jan 1, 2008 - Jan 31, 2008	20,727	32.01%
% Change	-30.14%	-16.59%
/flights/flight-view---real-time.html		
Jan 1, 2009 - Jan 31, 2009	7,266	13.40%
Jan 1, 2008 - Jan 31, 2008	6,079	9.39%
% Change	19.53%	42.71%
/flights/arrivals---real-time.html		
Jan 1, 2009 - Jan 31, 2009	2,906	5.36%
Jan 1, 2008 - Jan 31, 2008	3,132	4.84%
% Change	-7.22%	10.78%
/flights/flight-schedule-search.html		
Jan 1, 2009 - Jan 31, 2009	1,900	3.50%
Jan 1, 2008 - Jan 31, 2008	1,489	2.30%
% Change	27.60%	52.36%
/airport-administration/employment.html		
Jan 1, 2009 - Jan 31, 2009	1,682	3.10%
Jan 1, 2008 - Jan 31, 2008	1,719	2.65%
% Change	-2.15%	16.83%



10,859 people visited this site

14,946 Visits
Previous: 15,711 (-4.87%)

10,859 Absolute Unique Visitors
Previous: 11,454 (-5.19%)

54,233 Pageviews
Previous: 64,754 (-16.25%)

3.63 Average Pageviews
Previous: 4.12 (-11.96%)

00:04:27 Time on Site
Previous: 00:07:04 (-36.99%)

37.61% Bounce Rate
Previous: 34.04% (10.48%)

65.77% New Visits
Previous: 65.94% (-0.26%)

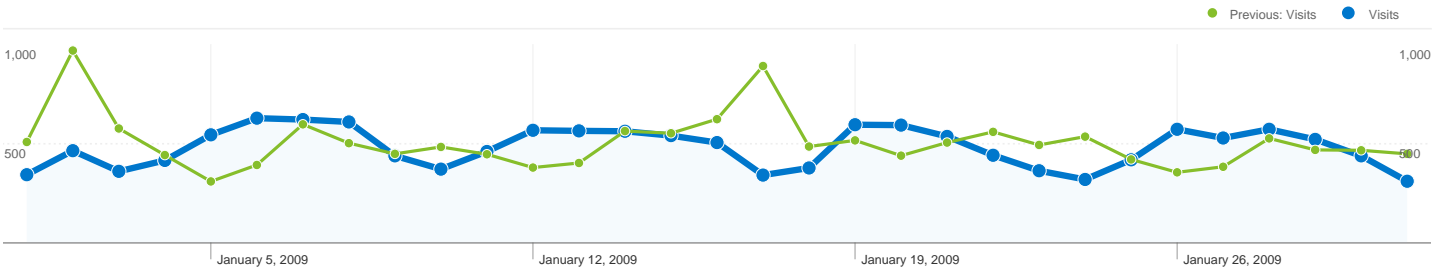
Technical Profile

Browser	Visits	% visits
Internet Explorer		
Jan 1, 2009 - Jan 31, 2009	11,080	74.13%
Jan 1, 2008 - Jan 31, 2008	12,329	78.47%
% Change	-10.13%	-5.53%
Firefox		
Jan 1, 2009 - Jan 31, 2009	2,706	18.11%
Jan 1, 2008 - Jan 31, 2008	2,502	15.93%
% Change	8.15%	13.69%

Connection Speed	Visits	% visits
Cable		
Jan 1, 2009 - Jan 31, 2009	4,936	33.03%
Jan 1, 2008 - Jan 31, 2008	5,222	33.24%
% Change	-5.48%	-0.64%
Unknown		
Jan 1, 2009 - Jan 31, 2009	4,040	27.03%
Jan 1, 2008 - Jan 31, 2008	3,757	23.91%
% Change	7.53%	13.04%

Safari		
Jan 1, 2009 - Jan 31, 2009	935	6.26%
Jan 1, 2008 - Jan 31, 2008	736	4.68%
% Change	27.04%	33.54%
Chrome		
Jan 1, 2009 - Jan 31, 2009	106	0.71%
Jan 1, 2008 - Jan 31, 2008	0	0.00%
% Change	100.00%	100.00%
Opera		
Jan 1, 2009 - Jan 31, 2009	33	0.22%
Jan 1, 2008 - Jan 31, 2008	34	0.22%
% Change	-2.94%	2.03%

DSL		
Jan 1, 2009 - Jan 31, 2009	3,964	26.52%
Jan 1, 2008 - Jan 31, 2008	4,453	28.34%
% Change	-10.98%	-6.43%
T1		
Jan 1, 2009 - Jan 31, 2009	1,389	9.29%
Jan 1, 2008 - Jan 31, 2008	1,326	8.44%
% Change	4.75%	10.11%
Dialup		
Jan 1, 2009 - Jan 31, 2009	438	2.93%
Jan 1, 2008 - Jan 31, 2008	715	4.55%
% Change	-38.74%	-35.61%



All traffic sources sent a total of 14,946 visits

26.15% Direct Traffic

Previous: 22.71% (15.14%)

11.78% Referring Sites

Previous: 13.85% (-14.98%)

62.06% Search Engines

Previous: 63.41% (-2.14%)



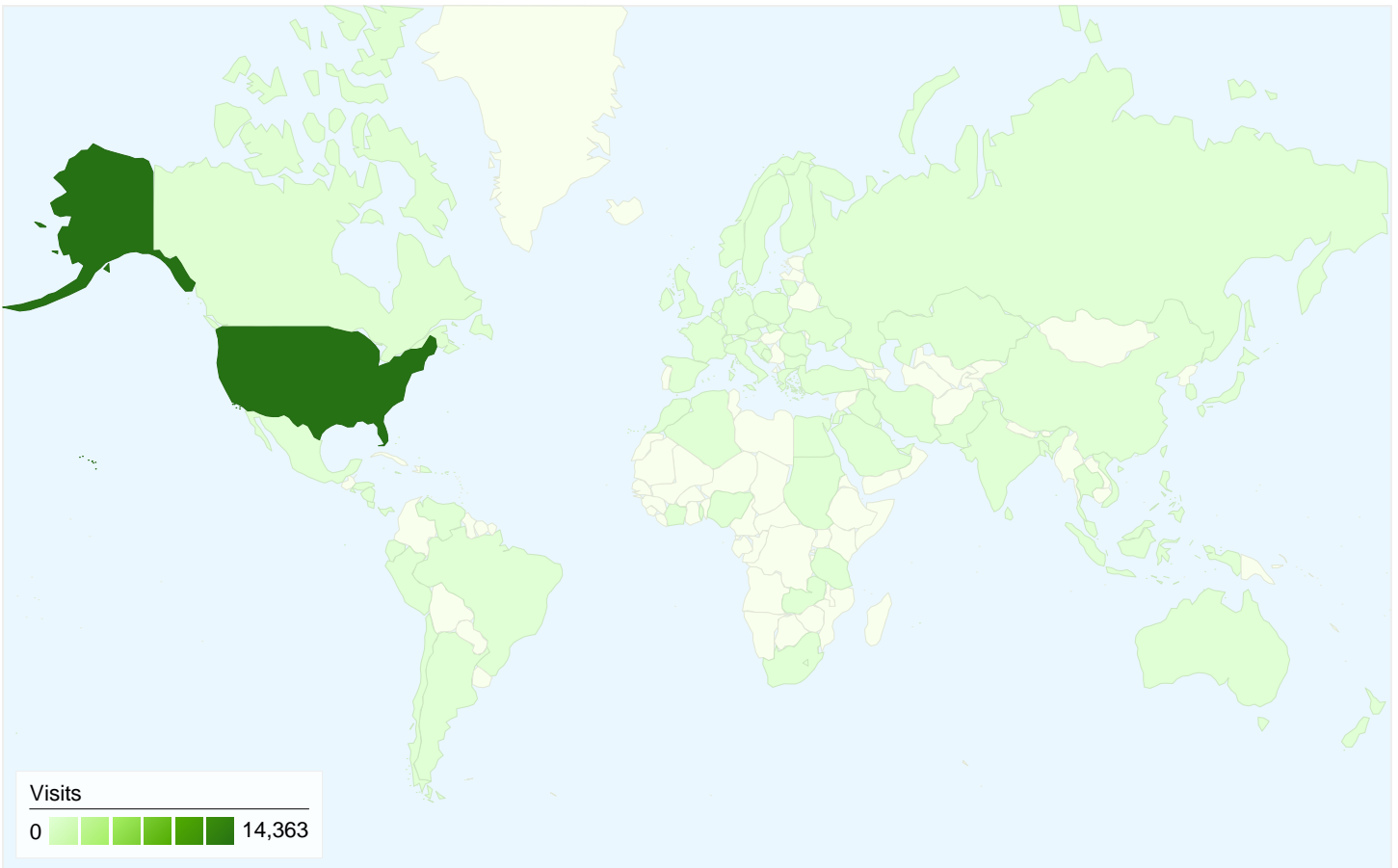
- Search Engines
9,275.00 (62.06%)
- Direct Traffic
3,908.00 (26.15%)
- Referring Sites
1,760.00 (11.78%)
- Other
3 (0.02%)

Top Traffic Sources

Sources	Visits	% visits
google (organic)		
Jan 1, 2009 - Jan 31, 2009	7,269	48.64%
Jan 1, 2008 - Jan 31, 2008	7,377	46.95%
% Change	-1.46%	3.58%
(direct) ((none))		
Jan 1, 2009 - Jan 31, 2009	3,908	26.15%
Jan 1, 2008 - Jan 31, 2008	3,568	22.71%
% Change	9.53%	15.14%
yahoo (organic)		
Jan 1, 2009 - Jan 31, 2009	1,029	6.88%
Jan 1, 2008 - Jan 31, 2008	1,411	8.98%
% Change	-27.07%	-23.34%
msn (organic)		
Jan 1, 2009 - Jan 31, 2009	468	3.13%
Jan 1, 2008 - Jan 31, 2008	445	2.83%
% Change	5.17%	10.55%
aol (organic)		

Keywords	Visits	% visits
asheville airport		
Jan 1, 2009 - Jan 31, 2009	3,125	33.69%
Jan 1, 2008 - Jan 31, 2008	3,492	35.05%
% Change	-10.51%	-3.87%
asheville regional airport		
Jan 1, 2009 - Jan 31, 2009	959	10.34%
Jan 1, 2008 - Jan 31, 2008	1,185	11.89%
% Change	-19.07%	-13.07%
asheville nc airport		
Jan 1, 2009 - Jan 31, 2009	748	8.06%
Jan 1, 2008 - Jan 31, 2008	699	7.02%
% Change	7.01%	14.95%
avl		
Jan 1, 2009 - Jan 31, 2009	395	4.26%
Jan 1, 2008 - Jan 31, 2008	445	4.47%
% Change	-11.24%	-4.65%
avl airport		

Jan 1, 2009 - Jan 31, 2009	237	1.59%	Jan 1, 2009 - Jan 31, 2009	347	3.74%
Jan 1, 2008 - Jan 31, 2008	245	1.56%	Jan 1, 2008 - Jan 31, 2008	304	3.05%
% Change	-3.27%	1.69%	% Change	14.14%	22.61%



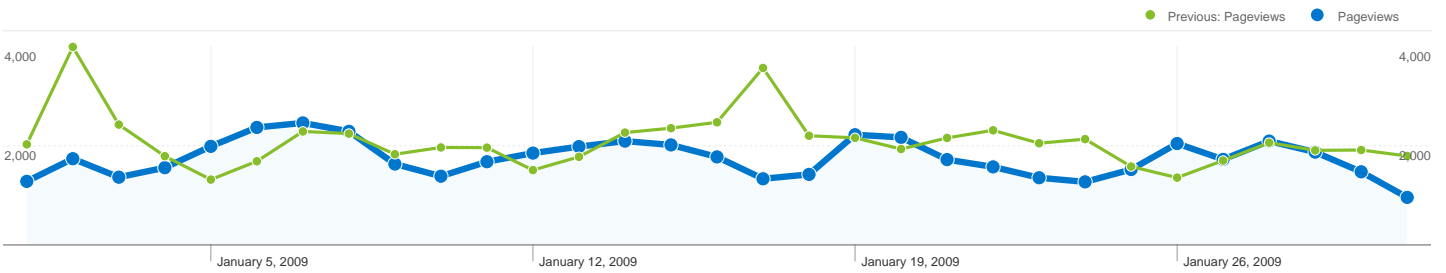
14,946 visits came from 92 countries/territories

Site Usage


Visits	Pages/Visit	Avg. Time on Site	% New Visits	Bounce Rate	
14,946 Previous: 15,711 (-4.87%)	3.63 Previous: 4.12 (-11.96%)	00:04:27 Previous: 00:07:04 (-36.99%)	65.81% Previous: 66.21% (-0.60%)	37.61% Previous: 34.04% (10.48%)	
Country/Territory	Visits	Pages/Visit	Avg. Time on Site	% New Visits	Bounce Rate
United States					
January 1, 2009 - January 31, 2009	14,363	3.65	00:04:31	65.31%	37.24%
January 1, 2008 - January 31, 2008	15,112	4.14	00:07:13	65.66%	33.81%
% Change	-4.96%	-11.95%	-37.41%	-0.52%	10.14%
United Kingdom					
January 1, 2009 - January 31, 2009	102	3.10	00:02:47	81.37%	44.12%
January 1, 2008 - January 31, 2008	95	4.54	00:03:38	78.95%	35.79%
% Change	7.37%	-31.71%	-23.42%	3.07%	23.27%
Canada					
January 1, 2009 - January 31, 2009	94	3.35	00:02:09	88.30%	47.87%


January 1, 2008 - January 31, 2008	119	3.02	00:02:57	81.51%	42.86%
% Change	-21.01%	11.08%	-27.32%	8.32%	11.70%
(not set)					
January 1, 2009 - January 31, 2009	74	3.73	00:03:17	43.24%	35.14%
January 1, 2008 - January 31, 2008	5	4.40	00:02:00	100.00%	0.00%
% Change	1,380.00%	-15.23%	63.81%	-56.76%	100.00%
Germany					
January 1, 2009 - January 31, 2009	41	4.02	00:02:49	78.05%	36.59%
January 1, 2008 - January 31, 2008	61	3.77	00:02:06	75.41%	37.70%
% Change	-32.79%	6.73%	34.15%	3.50%	-2.97%
India					
January 1, 2009 - January 31, 2009	26	2.54	00:04:00	92.31%	50.00%
January 1, 2008 - January 31, 2008	14	3.43	00:03:23	100.00%	35.71%
% Change	85.71%	-25.96%	18.34%	-7.69%	40.00%
Japan					
January 1, 2009 - January 31, 2009	21	3.62	00:04:11	61.90%	28.57%
January 1, 2008 - January 31, 2008	13	3.92	00:01:59	76.92%	30.77%
% Change	61.54%	-7.75%	111.67%	-19.52%	-7.14%
France					
January 1, 2009 - January 31, 2009	17	3.12	00:03:17	94.12%	41.18%
January 1, 2008 - January 31, 2008	23	3.22	00:02:32	73.91%	43.48%
% Change	-26.09%	-3.10%	29.34%	27.34%	-5.29%
Italy					
January 1, 2009 - January 31, 2009	17	4.00	00:09:46	70.59%	41.18%
January 1, 2008 - January 31, 2008	23	3.91	00:01:59	47.83%	34.78%
% Change	-26.09%	2.22%	394.36%	47.59%	18.38%
Spain					
January 1, 2009 - January 31, 2009	16	2.81	00:02:08	81.25%	50.00%
January 1, 2008 - January 31, 2008	5	2.60	00:01:33	100.00%	40.00%
% Change	220.00%	8.17%	37.96%	-18.75%	25.00%


1 - 10 of 92



Pages on this site were viewed a total of 54,233 times

 **54,233 Pageviews**
Previous: 64,754 (-16.25%)

 **37,285 Unique Views**
Previous: 42,626 (-12.53%)

 **37.61% Bounce Rate**
Previous: 34.04% (10.48%)

Top Content

Pages	Pageviews	% Pageviews
/		
Jan 1, 2009 - Jan 31, 2009	14,479	26.70%
Jan 1, 2008 - Jan 31, 2008	20,727	32.01%
% Change	-30.14%	-16.59%
/flights/flight-view---real-time.html		
Jan 1, 2009 - Jan 31, 2009	7,266	13.40%
Jan 1, 2008 - Jan 31, 2008	6,079	9.39%
% Change	19.53%	42.71%
/flights/arrivals---real-time.html		
Jan 1, 2009 - Jan 31, 2009	2,906	5.36%
Jan 1, 2008 - Jan 31, 2008	3,132	4.84%
% Change	-7.22%	10.78%
/flights/flight-schedule-search.html		
Jan 1, 2009 - Jan 31, 2009	1,900	3.50%
Jan 1, 2008 - Jan 31, 2008	1,489	2.30%
% Change	27.60%	52.36%
/airport-administration/employment.html		

Jan 1, 2009 - Jan 31, 2009	1,682	3.10%
Jan 1, 2008 - Jan 31, 2008	1,719	2.65%
% Change	-2.15%	16.83%

Arts for Life

Asheville Regional Airport Authority
Ms. Patti Michel
The Marketing Team
61 Terminal Drive, Suite 1
Fletcher, NC 28732

January 5, 2009

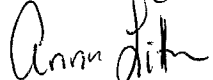
Dear Ms. Michel,

Thank you so very much for your donation. Being a part of your Christmas tree competition provides Arts For Life with much needed exposure and support. Your contribution will help hundreds of children to heal and become strong individuals despite the medical hurdles they face.

We are honored that you have chosen to help us support young patients. My greatest hope is for you to know all of the ways your contribution will improve the lives of families. The stress, frustration, and fear that patients feel during treatments melt away as they paint masterpieces, fold origami birds, create puppets, and sketch dreams. Young patients, who cannot attend school due to low immunities, learn to share, create and communicate with other children in the safe environment of AFL's art stations. Hard-to-reach adolescent patients play the guitar and drums with AFL instructors. Siblings, who would otherwise be left out of the medical experience, find a place in Arts For Life's support groups and art lessons.

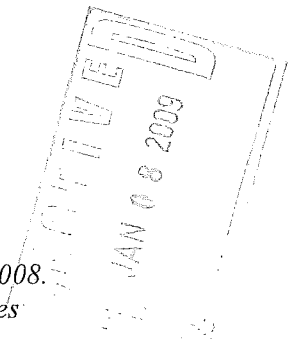
Your support brings patients the message that in any dark circumstance, peace can be found. Thank you so very much for your contribution. You are truly creating miracles.

Warmest Regards,


Anna Littman
Executive Director
Arts For Life

*Your donation is an enormous help
to Arts For Life's programs for
young patients. We are so very
grateful for your support*

For taxation purposes, this letter serves as a receipt for your donation of \$500.00 on 12/26/2008. Arts For Life is a recognized non-profit organization with 501(c)3 status. No goods or services were provided in consideration of this gift.



Asheville Regional Airport Authority
Project Report - February 2009

Project Number	Project Name	Project Description	Professional Services Consultant	Professional Services Contract	General Contractor	Original Construction Contract	Change Orders (thru 2/1/08)	Percent of Original Contract	Total Project Cost	Percent Complete	Expensed to Date (thru 12/31/08)	Start Date	End Date	Current Project Status (as of 2/1/09)
Planning Phase														
1	Runway Rehabilitation Project Phase 1 - Evaluation	Phase 1 of the Runway Rehabilitation Project includes the evaluation of the pavement conditions, lighting, signage, markings and NAVAIDS	RS&H	\$186,633.00	na	na	na	na	\$186,633.00	10%	\$17,044.95	Nov-08	Apr-08	Pavement testing is complete and the engineering team is working on the evaluation. A final report will be presented to the Board in April.
Design Phase														
2	Landside Parking and Roadway Access Project	The Landside Parking and Roadway Access Project includes 3 components of work: public parking lots, terminal access roadway, general aviation access roadway, and expansion of the toll plaza facility.	The LPA Group	\$729,044.00	na	na	na	na	\$898,856.00	25%	\$199,763.49	Nov-08	Spring '09	Staff has reviewed the 30% draft submittal with LPA Group and the 60% documents are underway.
Construction Phase														
3	22,000 Sq Ft Bulk Hangar - 168 Wright Brothers Way	A 22,000 sq ft bulk hangar will be constructed on existing ramp area adjacent to the Lacy Griffin Building. The hangar will be under a management agreement with Million Air.	LPA Group	\$265,535.00	Momentum Construction Services, LLC	\$1,928,000.00	-\$46,765.57	-2.43%	\$2,146,769.43	40%	\$943,652.38	Oct-08	May-09	Slab pours are complete. Steel erection is underway.
4	Terminal Renovation and Expansion - Phase 1	The Terminal Renovation and Expansion - Phase 1 Project includes enlarging the baggage claim area and airline ticket office areas. Improvements and modifications include additional square footage and increased baggage capacity.	SchenkelShultz	\$614,300.00	Perry Bartsch Jr.	\$ 4,479,000.00	\$944,127.00	21.08%	\$8,022,299.00	90%	\$ 5,600,538.32	Jul-06	Feb-09	The airlines have taken occupancy of the renovated office areas. Completion of the outbound baggage handling system is underway. Bag claim is complete except for punchlist items. The final airline office pod on the north end is in process.
5	North General Aviation Expansion Project	The North GA project includes multiple phases; phase one consisted of tree harvesting and logging operations, phase two included clearing and grubbing of the site and phase three involves the placement and compaction of structural fill material for the site.	AVCON	\$99,100.00	Charah	\$ 352,690.50	\$25,494.00	7.23%	\$3,700,000.00	60%	\$ 1,073,517.01	Nov-07	Fall 2009	The storm drainage extension is complete and fill material is being placed by the contractor.
Close-Out Phase														
6	Security System & Access Control Project	The Security System & Access Control Project includes the design and professional services for replacing and improving the current ACS and CCTV systems.	Faith Group	\$185,870.00	I-Sys	\$ 1,473,984.00	\$184,151.21	12.50%	\$1,844,005.21	95%	\$ 1,820,424.45	Jul-06	Spring 2009	The Security Project is nearing completion. The only remaining project work involves security access control on doors included in the terminal expansion project with PB Jr.

Airportsurvey.com



AVL

Airport Facilities Review For 4th Quarter 2008

Welcome

- Welcome to the Airportsurvey.com Airport Facilities Review for the recent quarter, a complimentary data set provided to Airportsurvey.com participating airports
- The following slides provide non-weighted scores and ratings based on an independent survey of air travelers
- Note that passenger responses are based on perception, rather than objective assessment
- Value Added Services available from Canmark include:
 - Report analysis
 - Statistical testing
 - Air carrier responses
 - Non-facility responses
 - Tailored comparison sets
 - Passenger demographics
 - Sample size enhancement
 - Targeted and customized reporting
 - Custom survey questions and content

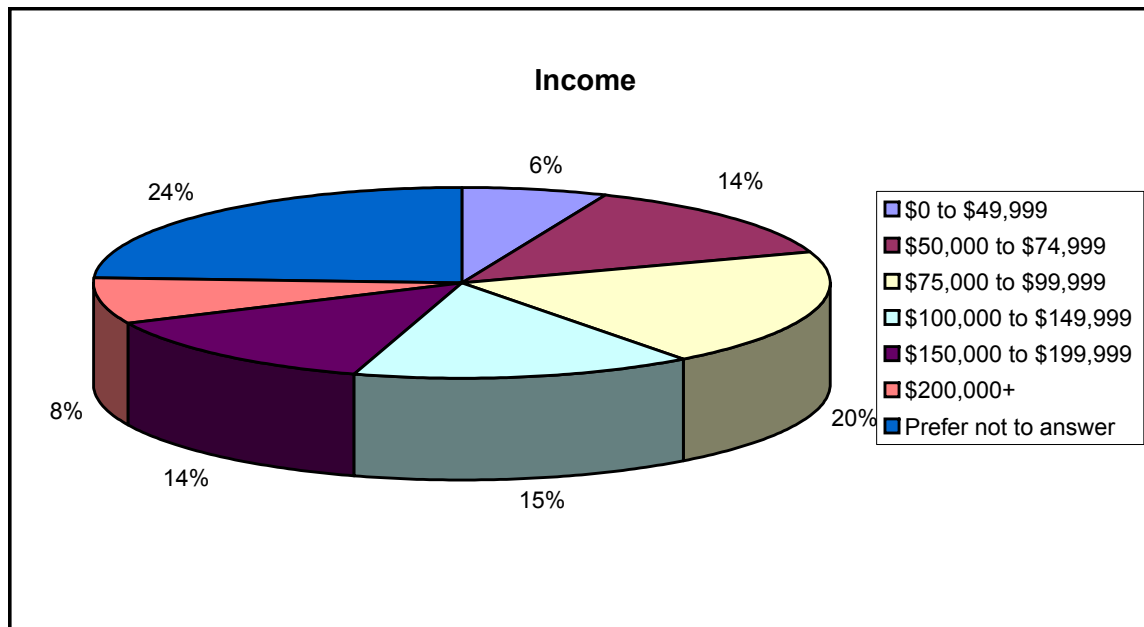
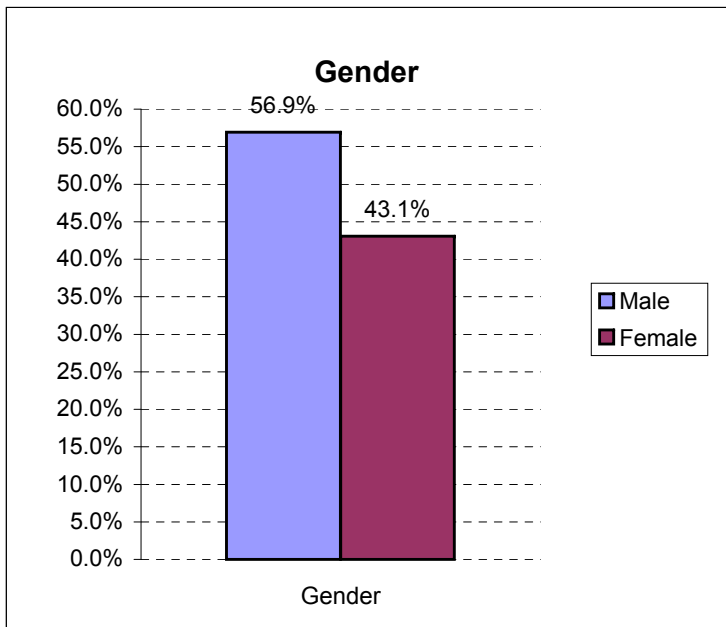
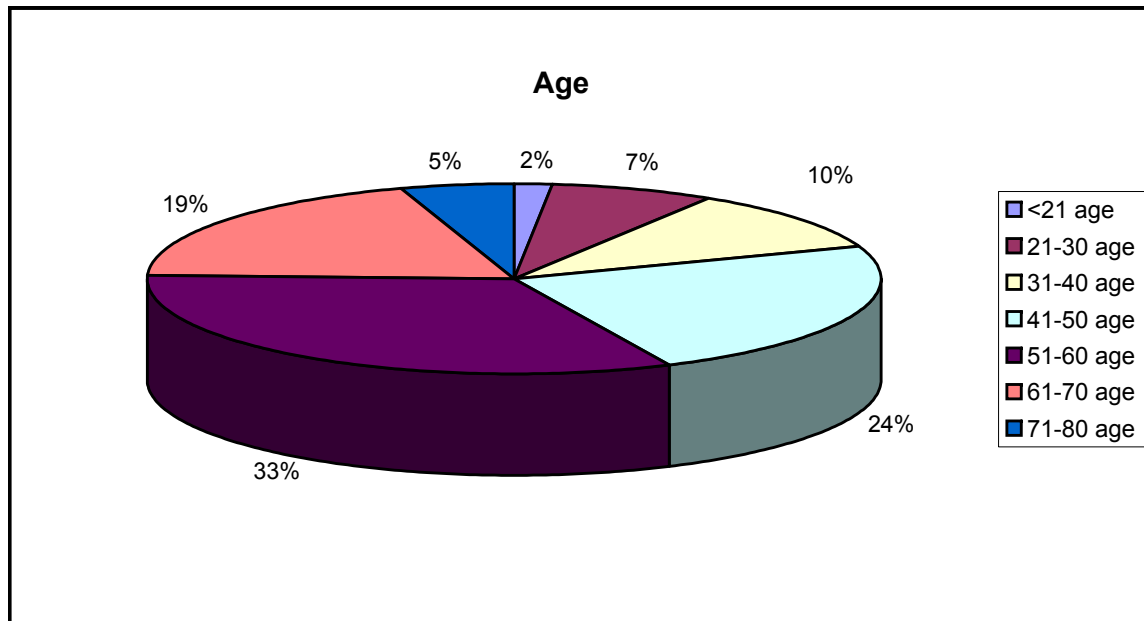
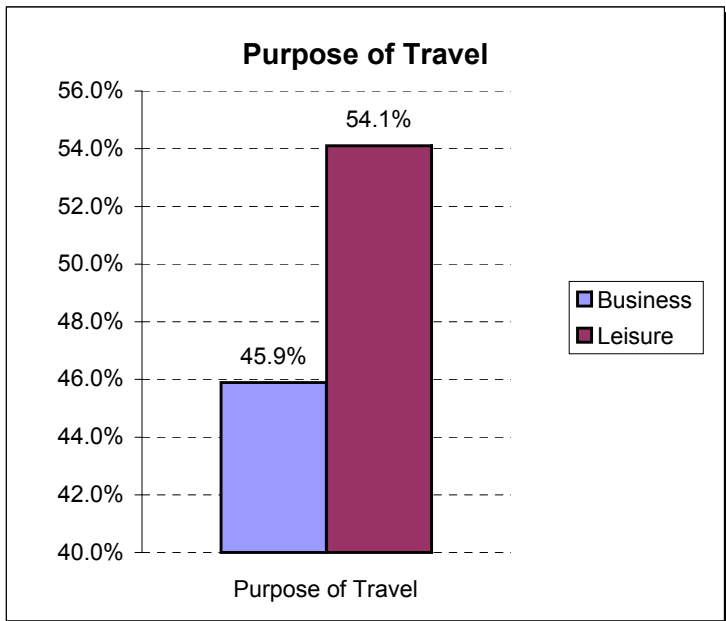
No representations are made as to the completeness or accuracy of information contained herein. Airport facility raw data is available upon request.

Overview

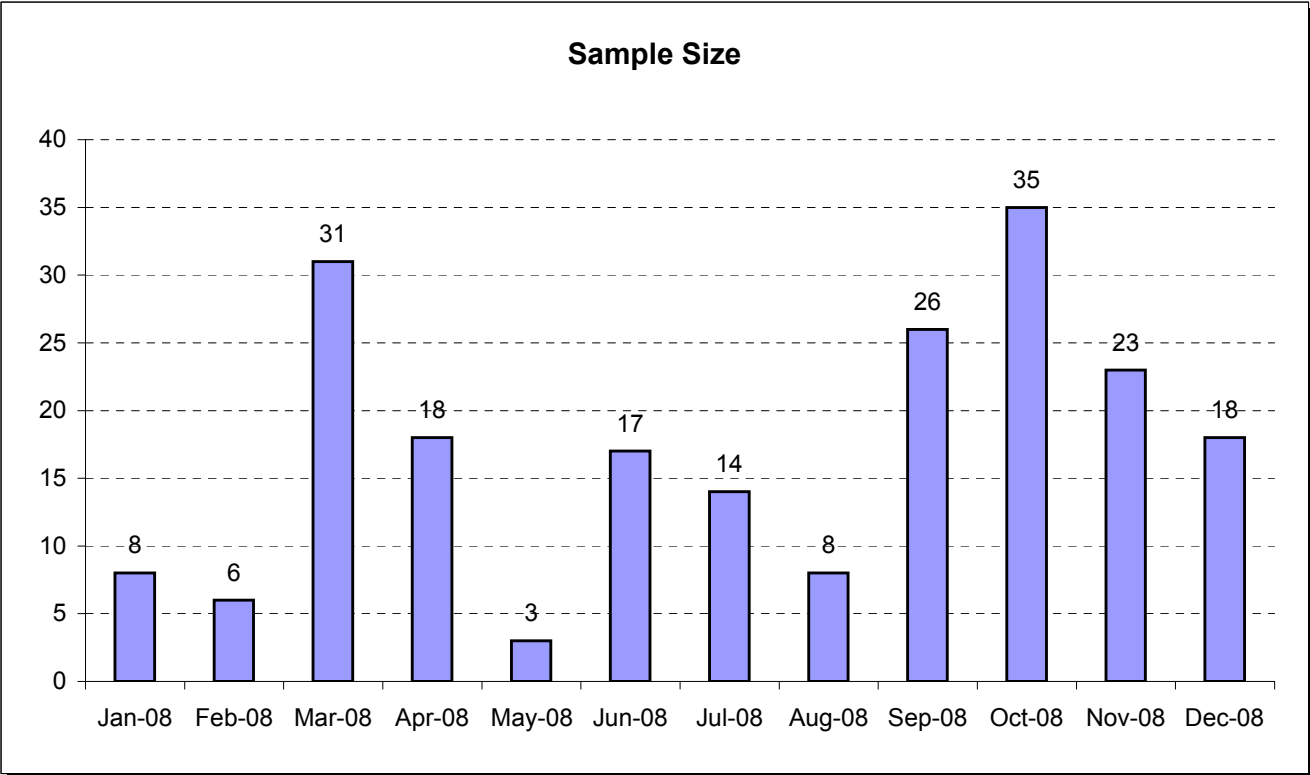
- ***Airportsurvey.com*** is an ongoing, all-inclusive online passenger satisfaction survey program from Canmark Research Center
- Invitations to take the survey are distributed at select airports across the country
- Over 30 airports participate
- Each survey invitation card is single-use, and must reference an actual flight
- Survey distribution occurs approximately three days per month
- Response scale is 1 through 5: Poor, Fair, Good, Very Good, Excellent
- Survey participants have a chance to win round-trip airline tickets
- Response rates vary from 10% to 20% based on location
- Facilities attributes are scored according to check-in airport
- Airports are grouped into three tiers according to DOT originating revenue*

*Updated 4th Quarter 2008

Passenger Demographics



General Findings



Sample is clustered around airport invitation distribution dates.

Sample reflects passengers intercepted at arrival airports who rated check-in airport.

	AVL	Similar	+/-	Pct
Overall	4.08	4.04	0.04	0.9%
Availability of parking	4.00	3.94	0.06	1.5%
Cost of parking	3.45	3.32	0.12	3.6%
Clear, easy to follow signs	3.91	3.85	0.06	1.5%
Cleanliness	4.18	4.06	0.12	2.8%
Restrooms	4.10	3.94	0.15	3.7%
Concessions / restaurants	2.88	3.34	(0.46)	-15.9%
Transportation to your gate / concourse / terminal	3.64	3.78	(0.14)	-3.8%
Security: Wait time at checkpoint	4.49	4.11	0.37	8.3%
Security: Professionalism of personnel	4.42	4.12	0.30	6.8%
Security: Confidence in airport security procedures	4.15	3.87	0.29	6.9%

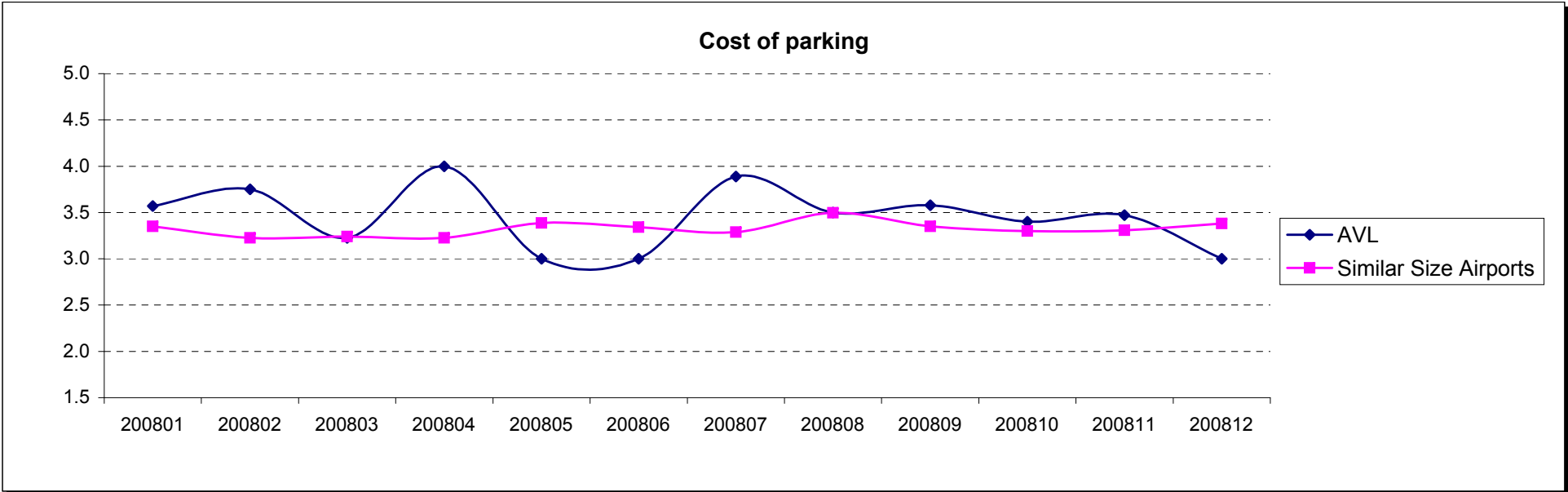
Statistical means testing not performed on results

AVL Responses	207
----------------------	------------

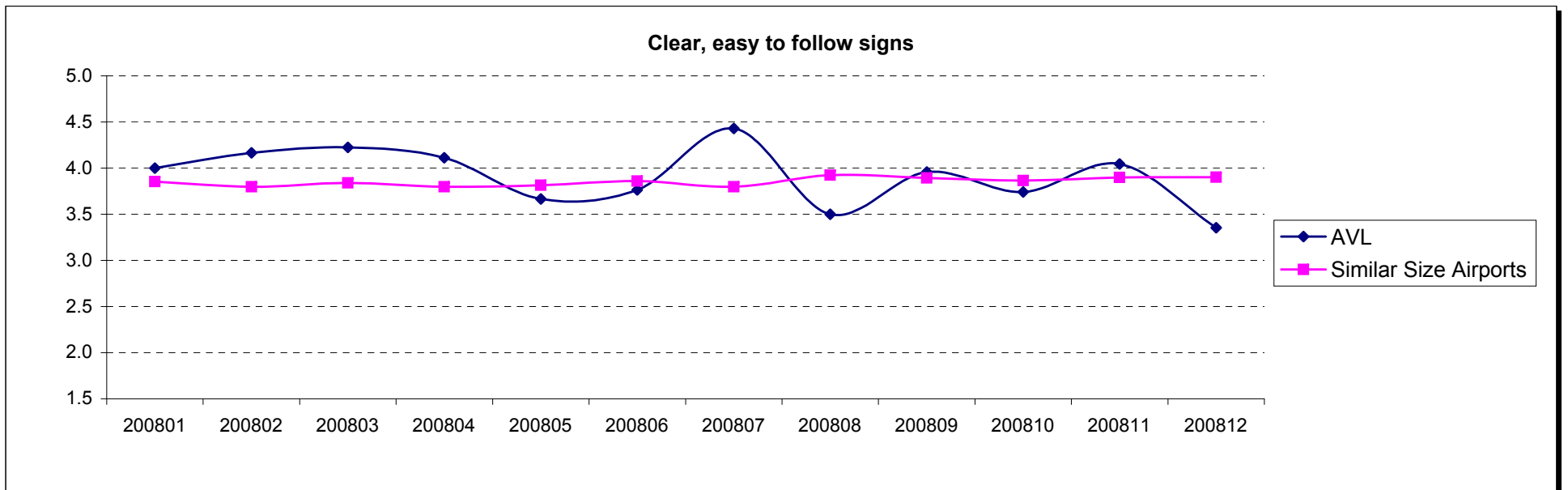
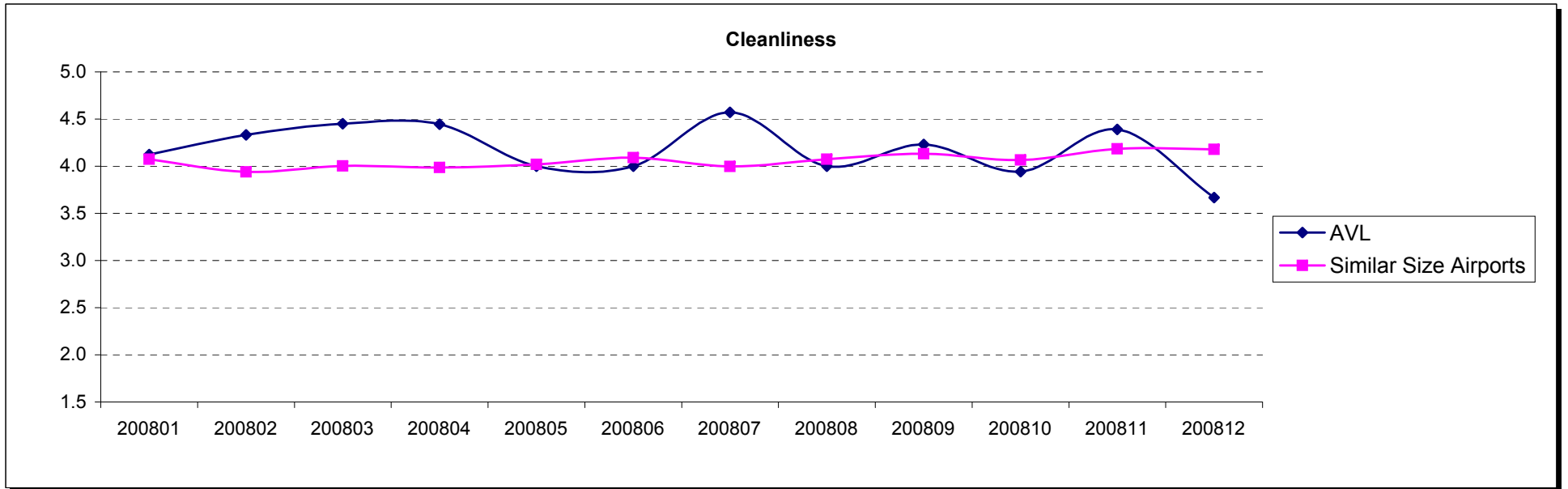
Overall Satisfaction with Airport Facilities



Parking Satisfaction

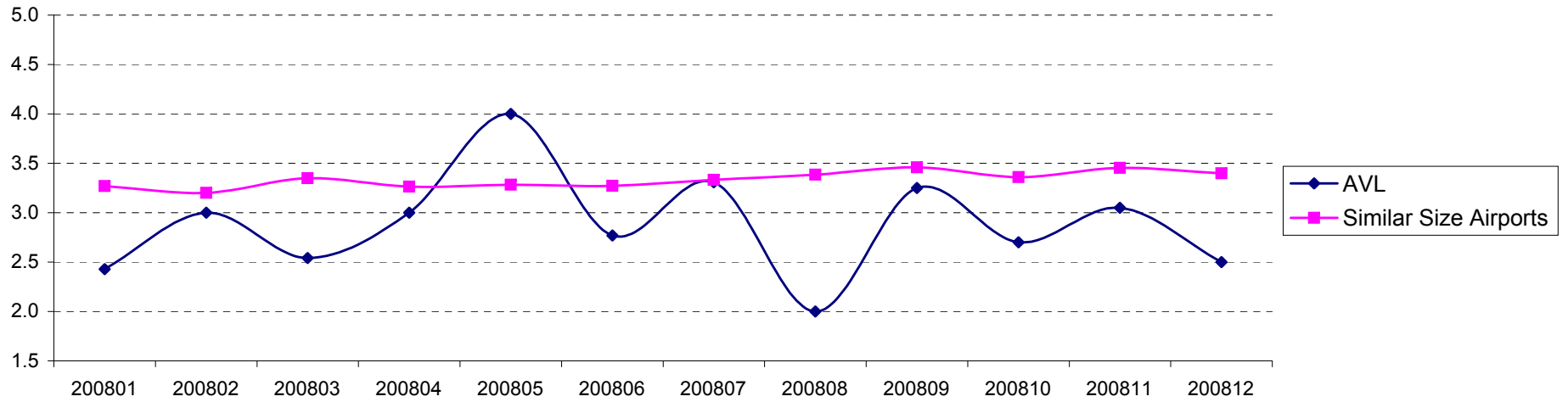


Cleanliness and Signage

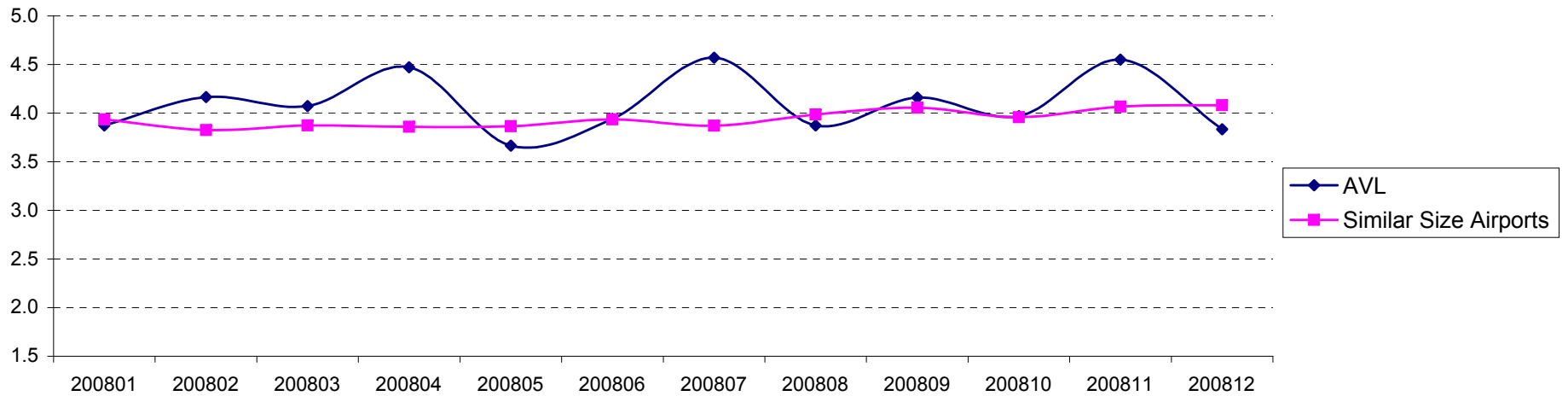


Concessions and Restrooms

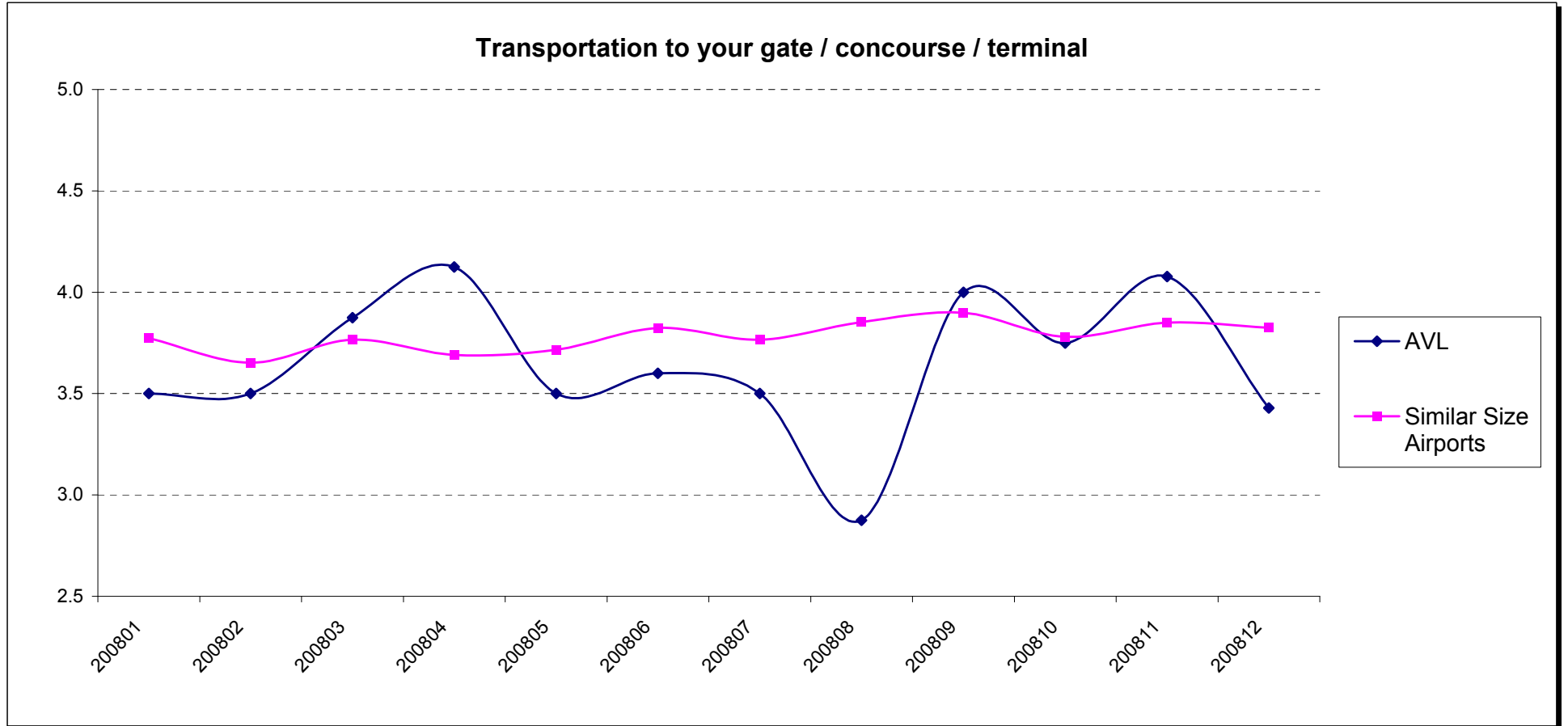
Concessions / Restaurants



Restrooms

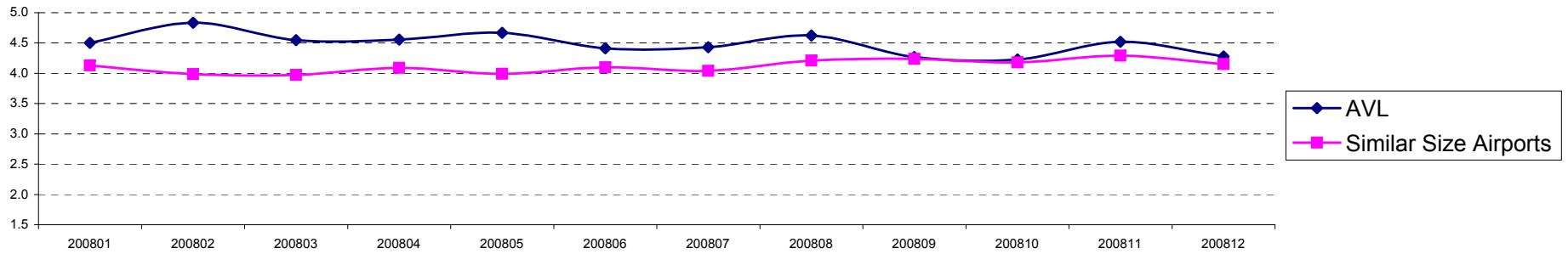


Transportation to Departure Gate

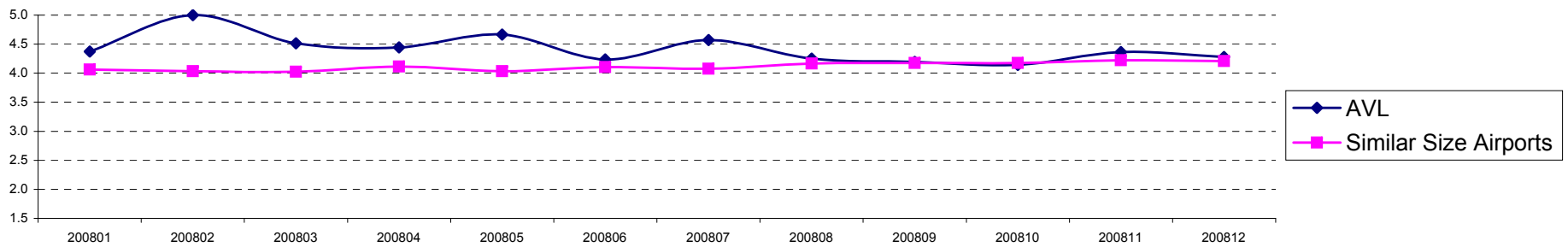


Airport Security

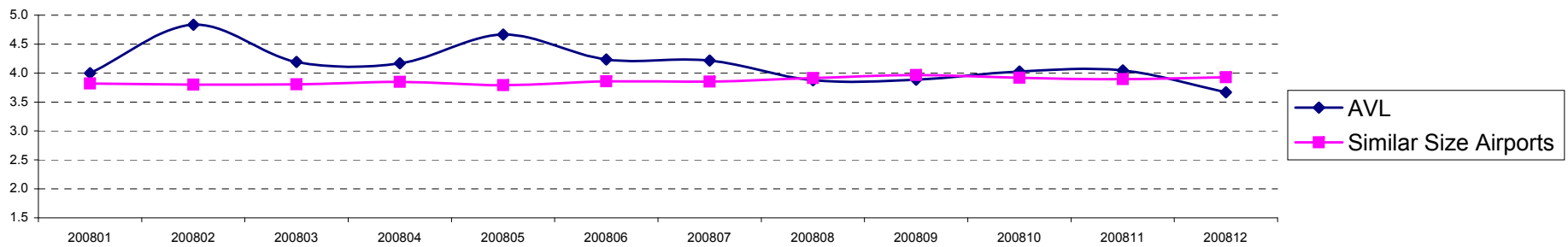
Security: Wait time at checkpoint



Security: Professionalism of security personnel



Security: Confidence in airport security procedures



Appendix A - Geographic Breakdown of Respondents

AL	1	SD	2
AR	4	TX	7
AZ	1	UT	2
CA	2	WA	3
CO	3	WI	3
FL	10		
GA	1		
IA	2		
IL	2		
KS	1		
LA	1		
MA	6		
MD	1		
ME	1		
MI	4		
MN	2		
MO	1		
MT	1		
NC	117		
NJ	3		
NM	1		
NY	4		
OH	1		
OR	4		
PA	2		
SC	4		

Note: Only includes passengers who indicated state of residence

Appendix B - About Canmark

- Since 1993 Canmark Technologies has combined market research, programming, and technical expertise with thoughtful attention to client needs. Our problem-solving orientation has earned the respect of business clients and market researchers across North America.
- With an experienced staff of technical experts and project managers specializing in various fields of data capture and manipulation, programming and software development, web design and scripting, Canmark is able to leverage superior technology and know-how to support projects of all types and scope in the most cost-effective manner possible.
- Areas of expertise include survey development and delivery, project and data management services, requirements gathering, data sampling, paper and web forms management, custom lasering and printing, distribution logistics, data processing, custom programming for data cleansing, reporting and data analysis, and project consulting.
- We stand ready to meet your data needs, if you have any questions, please do not hesitate to contact us.

Appendix C - Contacts

North America & Europe

Paul Isaacs, President

pisaacs@canmarktech.com

1-877-441-2057, ext. 11

